



**EXPERIENCE.  
INNOVATION.  
QUALITY.**

**CATALOGUE 2022**

Packaging solutions made of Plastics



**115**  
YEARS  
SINCE 1907

## Dear customers

we are pleased to present you our packaging catalogue.

2022 is a special year for our company: **Licefa is celebrating 115 years of experience and expertise** in plastics! In this spirit, our anniversary catalogue also has a whole range of high-quality packaging solutions „made in Germany“ ready for you.

We would like to draw your attention in particular to:

- 115 YEARS OF **EXPERIENCE**
- 115 YEARS OF **INNOVATION**
- 115 YEARS OF **QUALITY**

You can also profit from:

- sustainable products through longevity,
- versatile customisation options and
- reliable delivery through an extensive stock range.

We look forward to working with you!

Best regards from Bad Salzufen

Heinrich Horstmann  
Managing Director and Shareholder



Christian Schmidt  
Manager of Plastics Division



Heinrich Horstmann jr.



Christian Schmidt



Heinrich Horstmann sen. (1920)





# OUR SALES TEAM 2022

## Outdoor Service



**Uwe Tönsmann**  
Team Manager Distribution

Fon +49 (0) 52 22 . 28 04- 42  
Fax +49 (0) 52 22 . 28 04 -40  
Mobile +49 (0) 1 73. 9 61 46 60  
uwe.toensmann@liceфа.de

## Indoor Service



**Meik Görder**  
Distribution office

Fon +49 (0) 52 22 . 28 04-71  
meik.goerder@liceфа.de

## Internal | Sales



**Michael Siekmann**  
Commercial Manager  
Vacuum Forming Department

Fon +49 (0) 52 22 . 28 04-11  
michael.siekmann@liceфа.de



**Silke Heitmeier**  
Team Manager Sales

Fon +49 (0) 52 22 . 28 04-74  
silke.heitmeier@liceфа.de



**Bernd Jansen**  
Distribution Germany

Mobile +49 (0) 1 72. 2 73 77 30  
bernd.jansen@liceфа.de  
Mülforter Str. 106  
41238 Mönchengladbach



**Tina Ehlert**  
Distribution office

Fon +49 (0) 52 22 . 28 04-75  
tina.ehlert@liceфа.de



**Stefan Boegershausen**  
Sales

Fon +49 (0) 52 22 . 28 04-14  
stefan.boegershausen@liceфа.de



**Anna-Lena Plaßmeier**  
Sales

Fon +49 (0) 52 22 . 28 04-69  
anna-lena.plassmeier@liceфа.de



**Raimon Koot**  
Distribution Netherlands

Fon +31(0) 6 300 57 333  
Mobile +31(0) 172. 52 00 01  
raimon.koot@liceфа.de  
Rubox NL, Postbus 243  
NL-2700 AE Zoetemeer



**Paulina Werpup**  
Distribution office

Fon +49 (0) 52 22 . 28 04-76  
paulina.werpup@liceфа.de



**Silke Müller**  
Sales

Fon +49 (0) 52 22 . 28 04-13  
silke.mueller@liceфа.de



**Stefanie Aust**  
Sales

Fon +49 (0) 52 22 . 28 04-77  
stefanie.aust@liceфа.de





Round boxes on [Licefa.de](http://Licefa.de)

## TRANSPARENT ROUND BOXES

This is only a small summary of our range of products.



Inside-Ø x height HU in mm HU = height of bottom part	Art. No.	Volume cm <sup>3</sup>	Design
8 x 20	<b>V 1-1</b>	1	A
<b>10 x 4</b>	<b>V 2-1</b>	0,3	A+G
13 x 23	<b>V 1-60</b>	3	Plug
13 x 48/23	<b>V 1-2</b>	6,5 <sup>1.)</sup>	A
15 x 7	<b>V 2-2</b>	1,2	G
15 x 8	<b>V 2-3</b>	1,4	A+G
16,5 x 12	<b>V 1-59</b>	2,5	B
16,5 x 17	<b>V 1-58</b>	3,5	B
18 x 8	<b>V 1-3</b>	2	A
19 x 45	<b>V 1-4</b>	13	B
<b>20 x 39</b>	<b>V 2-64</b>	12	A
22 x 22	<b>V 1-5</b>	8	A
22 x 27	<b>V 1-6</b>	10	A
22 x 31	<b>V 1-7</b>	12	A
22 x 45	<b>V 1-8</b>	17	A
22 x 75	<b>V 1-9</b>	28	A
22 x 90	<b>V 1-10</b>	31	A
23 x 7	<b>V 2-7</b>	2,9	A+G
23 x 15	<b>V 2-66</b>	6	A+G
26 x 17,5	<b>V 1-11</b>	9	B
27 x 13	<b>V 1-12</b>	7	B+G
28 x 30	<b>V 2-9</b>	18	B
28 x 48	<b>V 2-10</b>	29	B
28 x 49/30	<b>V 2-11</b>	30 <sup>1.)</sup>	B+H
28 x 67/48	<b>V 2-12</b>	41 <sup>1.)</sup>	B+H
29 x 35	<b>V 1-13</b>	23	B
29 x 45	<b>V 1-14</b>	30	B
<b>30 x 7</b>	<b>V 2-13</b>	5	B
31 x 20	<b>V 1-15</b>	15	A
33 x 18	<b>V 1-16</b>	15	B+G
34 x 43	<b>V 1-18</b>	39	B
35 x 12	<b>V 2-14</b>	11	B
35 x 13	<b>V 1-17</b>	12	B
35 x 58	<b>V 2-15</b>	56	B
36 x 5	<b>V 1-19</b>	5	G
36 x 10	<b>V 1-20</b>	10	G
36 x 29	<b>V 1-21</b>	30	B
36 x 47	<b>V 1-22</b>	48	A
37 x 39	<b>V 2-44</b>	42	Plug
39 x 107	<b>V 2-73</b>	127	Plug
<b>40 x 80</b>	<b>V 1-24</b>	100	A
40 x 140	<b>V 1-25</b>	175	A
40 x 260	<b>V 1-26</b>	320	A
42 x 12	<b>V 2-18</b>	16	B
42 x 14/11	<b>V 2-75</b>	19 <sup>1.)</sup>	B+H
42 x 17	<b>V 2-19</b>	23	B

Inside-Ø x height HU in mm HU = height of bottom part	Art. No.	Volume cm <sup>3</sup>	Design
44 x 21	<b>V 2-45</b>	32	B+D
44 x 34	<b>V 2-46</b>	51	B+D
44 x 44	<b>V 2-47</b>	66	B+D
44 x 68	<b>V 2-48</b>	103	B+D
44 x 85	<b>V 2-49</b>	129	B+D
44 x 102	<b>V 2-50<sup>2.)</sup></b>	155	B+D
46 x 6	<b>V 1-27</b>	10	G
49 x 16	<b>V 1-28</b>	30	B
49 x 30	<b>V 1-29</b>	57	A
49 x 36	<b>V 1-30</b>	68	B
49 x 59	<b>V 2-22</b>	112	A
<b>51 x 24</b>	<b>V 1-62</b>	49	B
55 x 13	<b>V 2-24</b>	31	B
55 x 17	<b>V 2-25</b>	40	B
55 x 21	<b>V 2-26</b>	50	B
58 x 11	<b>V 2-27</b>	29	B
58 x 21	<b>V 2-51</b>	55	B
58 x 31	<b>V 2-52</b>	82	B
58 x 41	<b>V 2-53</b>	108	B
<b>60 x 60</b>	<b>V 2-28</b>	170	A
63 x 13	<b>V 2-29</b>	40	B
65 x 7	<b>V 1-32</b>	23	G
65 x 40/28	<b>V 2-30</b>	132 <sup>1.)</sup>	B+G+H
69 x 22	<b>V 1-33</b>	82	B
69 x 40	<b>V 1-34</b>	150	B
69 x 51	<b>V 1-35</b>	190	B
<b>70 x 30</b>	<b>V 1-36<sup>2.)</sup></b>	115	A
70 x 30	<b>V 1-37</b>	115	D
70 x 40	<b>V 1-38</b>	150	D
71 x 10	<b>V 1-61</b>	40	A
73 x 17	<b>V 2-31</b>	71	B
73 x 23	<b>V 2-32</b>	96	A
73 x 27	<b>V 2-33<sup>2.)</sup></b>	106	B
73 x 35	<b>V 2-79</b>	146	B
73 x 71	<b>V 2-54</b>	297	B
75 x 7	<b>V 1-39</b>	30	G
<b>80 x 48</b>	<b>V 2-83</b>	240	A
85 x 8	<b>V 1-40</b>	45	G
89 x 21	<b>V 1-41</b>	130	B
89 x 35	<b>V 1-42</b>	220	B
<b>90 x 20</b>	<b>V 2-80</b>	127	B
90 x 35	<b>V 2-81</b>	222	B
90 x 48	<b>V 2-35</b>	305	A
98 x 49	<b>V 2-36</b>	370	A
<b>100 x 21</b>	<b>V 1-44</b>	155	D
100 x 36	<b>V 1-45</b>	280	D

Inside-Ø x height HU in mm HU = height of bottom part	Art. No.	Volume cm <sup>3</sup>	Design
<b>110 x 11</b>	<b>V 1-46</b>	100	B
110 x 20	<b>V 1-47</b>	190	B
110 x 28	<b>V 1-48</b>	260	B
116 x 60	<b>V 2-37</b>	635	A
116 x 80	<b>V 2-38</b>	850	A
116 x 99	<b>V 2-39</b>	1050	A
<b>120 x 13</b>	<b>V 2-40</b>	148	A
120 x 27	<b>V 2-41</b>	307	A
<b>135 x 30</b>	<b>V 1-49</b>	430	B
135 x 30	<b>V 1-50</b>	430	V
<b>150 x 27</b>	<b>V 2-42</b>	475	A
150 x 32	<b>V 1-51</b>	570	T
<b>218 x 26</b>	<b>V 2-43</b>	970	A
<b>240 x 40</b>	<b>V 1-52</b>	1800	T
<b>300 x 40</b>	<b>V 1-53</b>	2830	T
<b>150 x 27</b>	<b>V 2-42</b>	475	A
150 x 32	<b>V 1-51</b>	570	T
<b>218 x 26</b>	<b>V 2-43</b>	970	A
<b>240 x 40</b>	<b>V 1-52</b>	1800	T
<b>300 x 40</b>	<b>V 1-53</b>	2830	T

## Legend for design

- A** Protruding top cover
- B** Flush top cover
- D** Screw cap
- G** with grip edge
- H** Dome lid
- T** Made of vacuum-formed foil  
Bottom part white, transparent cover

1.) Due to the dome cap only limited use of the volume can be made.

2.) Box for 2 golf balls

3.) Box for 3 golf balls

## ROUND BOXES WITH SCREW-TYPE CAP with or without intermediate cover

Caps available in the following colours:



Inside dimensions- Ø x height	Art. No. with inter- mediate cover	Art. No. without inter- mediate cover	cm <sup>3</sup> / ml (approx.)
<b>52 x 40</b>	<b>V2-101 Z</b>	<b>V2-101</b>	90
52 x 67	<b>V2-102 Z</b>	<b>V2-102</b>	130
<b>69 x 72</b>	<b>V2-103 Z</b>	<b>V2-103</b>	275
69 x 89	<b>V2-104 Z</b>	<b>V2-104</b>	325
<b>89 x 34</b>	<b>V2-105 Z</b>	<b>V2-105</b>	200
89 x 50	<b>V2-106 Z</b>	<b>V2-106</b>	300

Inside dimensions- Ø x height	Art. No. with inter- mediate cover	Art. No. without inter- mediate cover	cm <sup>3</sup> / ml (approx.)
89 x 60	<b>V2-107 Z</b>	<b>V2-107</b>	350
89 x 78	<b>V2-108 Z</b>	<b>V2-108</b>	400
89 x 105	<b>V2-109 Z</b>	<b>V2-109</b>	650
<b>99 x 45</b>	<b>V2-110 Z</b>	<b>V2-110</b>	325
99 x 67	<b>V2-118 Z</b>	<b>V2-118</b>	500
99 x 78	<b>V2-111 Z</b>	<b>V2-111</b>	600

Inside dimensions- Ø x height	Art. No. with inter- mediate cover	Art. No. without inter- mediate cover	cm <sup>3</sup> / ml (approx.)
99 x 100	<b>V2-112 Z</b>	<b>V2-112</b>	750
99 x 125	<b>V2-113 Z</b>	<b>V2-113</b>	1000
99 x 153	<b>V2-114 Z</b>	<b>V2-114</b>	1200
<b>118 x 130</b>	<b>V2-115 Z</b>	<b>V2-115</b>	1500
118 x 148	<b>V2-116 Z</b>	<b>V2-116</b>	1700
118 x 185	<b>V2-117 Z</b>	<b>V2-117</b>	2000

Measuring spoons 7, 10, 15 and 25 ml on request!

## TUBULAR BOXES Length on request (minimum volume 500 pcs.)



Ø inside   Ø outside Tolerance -/+0,3 mm	Types of locking			
	Material	1. Caps 	2. Lamellar Plugs <sup>1)</sup> 	3. Outer caps 
4,7/5,3	Rigid PVC or PET	○		
5,4/6	Rigid PVC or PET			○ ● ● ● ●
6,2/7,2	Rigid PVC or PET	○		
7/8	Rigid PVC or PET	○	○	
8/9	Rigid PVC or PET	○	○	Small quantities only matching lamellar plugs
9/10	Rigid PVC or PET	○	○	○ ● ● ● ●
10/11	Rigid PVC or PET	○	○	
11/12	Rigid PVC or PET	○	○	○
12/13	Rigid PVC or PET	○	○	○
13/14	Rigid PVC or PET	○	○	○ ● ● ● ●
14/15	Rigid PVC or PET	○	○	
15/16	Rigid PVC or PET	○	○	
16/17	Rigid PVC or PET	○	○	○
17/18	Rigid PVC or PET	○	○	○ ● ● ● ●
18/19	Rigid PVC or PET	○	○	
19/20	Rigid PVC or PET	○	○	
19,5/20,5	Rigid PVC or PET	○	○	
20/21	Rigid PVC or PET	○	○	
20,5/21,5	Rigid PVC or PET	○	○	
20,5/22	Rigid PVC or PET	○	○	
21,8/23	Rigid PVC or PET	○	○	○ ● ● ● ●
22/23,5	Rigid PVC or PET	○	○	
22,5/24	Rigid PVC or PET	○	○	

Ø inside   Ø outside Tolerance -/+0,3 mm	Types of locking			
	Material	1. Caps 	2. Lamellar plugs <sup>1)</sup> 	3. Outer caps 
23/24,5	Rigid PVC or PET	○		●
24,5/26	Rigid PVC or PET		○	
26/27,5	Rigid PVC or PET	○		
26,5/28	Rigid PVC or PET	○		○ ● ● ● ●
27/28,5	Rigid PVC or PET	○		
27,5/29	Rigid PVC or PET	only disc plugs		
28,5/30	Rigid PVC or PET	○		
30/31,5	Rigid PVC or PET	○		○
31/33	Rigid PVC or PET	○		
32,5/34	Rigid PVC or PET	○		○ ● ● ● ●
33/35	Rigid PVC or PET	○		
36/38	Rigid PVC or PET	○		○
37/39	Rigid PVC			○ ● ● ● ●
42/44	Rigid PVC	○		○ ● ● ● ●
47/49	Rigid PVC			○ ● ● ● ●
51/53	Rigid PVC	○		

Lamellar plugs, Outer caps = min. quantity 1000 pcs., natural colour (smaller quantities on request) | Caps = min. qty. 1000 pcs, natural colour (smaller qty. on request) from 20,000 - 50,000 pcs. (depending on size) also available in colour, 1.) Length of plug: | Standard material = rigid PVC transparent, colourless, impact resistant | Special material = PET transparent, colourless (min. quantities and prices on request)



## ROUND BOXES

**ROUND TELESCOPIC SLEEVE** adjustable in length by turning




Art. No. RBH Ø   length (mm)			
RUH 10/50-70	RUH 16/120-200	RUH 35/80-120	RUH 65/200-350
RUH 10/80-120	RUH 16/200-350	RUH 35/120-200	RUH 85/80-100
RUH 10/120-200	RUH 16/350-620	RUH 35/200-350	RUH 85/120-180
RUH 13/50-70	RUH 22/50-60	RUH 45/80-120	RUH 85/200-350
RUH 13/80-120	RUH 22/80-120	RUH 45/120-200	RUH 85/350-550
RUH 13/120-200	RUH 22/120-200	RUH 45/200-350	RUH 105/80-100
RUH 13/200-350	RUH 22/200-350	RUH 55/120-200	RUH 105/120-180
RUH 16/80-120	RUH 22/350-620	RUH 65/120-200	RUH 105/200-350

**ROUND-TELESCOPIC SLEEVE** adjustable in length by turning




Art. No. RBH Ø   length (mm)			
TH 28/50-60	TH 35/120-200	TH 50/80-120	TH 65/120-200
TH 28/80-120	TH 35/200-350	TH 50/120-200	TH 65/200-350
TH 28/120-200	TH 35/350-620	TH 50/200-350	TH 80/80-100
TH 28/200-350	TH 40/50-60	TH 50/350-620	TH 80/120-180
TH 30/50-60	TH 40/60-80	TH 55/50-60	TH 80/200-350
TH 30/80-120	TH 40/120-200	TH 55/60-80	TH 80/350-550
TH 30/120-200	TH 45/50-60	TH 55/80-120	TH 80/550-1000
TH 30/200-350	TH 45/60-80	TH 55/120-200	TH 105/80-100
TH 30/350-620	TH 45/80-120	TH 55/200-350	TH 105/120-180
TH 30/410-770	TH 45/120-200	TH 55/350-620	TH 105/200-350
TH 35/50-60	TH 45/350-620	TH 65/50-60	
TH 35/60-80	TH 50/50-60	TH 65/60-80	
TH 35/80-120	TH 50/60-80	TH 65/80-120	

**RECTANGULAR BLOCK PACK SLEEVES** adjustable in length by turning and pulling



Art. No. RBH Ø   length (mm)			
RBH 14/50-80	RBH 18/200-350	RBH 24/120-200	RBH 75/120-200
RBH 14/80-120	RBH 20/50-80	RBH 24/200-350	RBH 75/200-350
RBH 14/120-200	RBH 20/80-120	RBH 26/50-70	RBH 85/120-200
RBH 14/200-350	RBH 20/120-200	RBH 26/80-120	RBH 85/200-350
RBH 16/50-80	RBH 20/200-350	RBH 26/120-200	RBH 85/350-620
RBH 16/80-120	RBH 22/50-80	RBH 26/200-350	RBH 95/120-200
RBH 16/120-200	RBH 22/80-120	RBH 65/80-120	RBH 95/200-350
RBH 16/200-350	RBH 22/120-200	RBH 65/120-200	RBH 95/350-620
RBH 18/50-80	RBH 22/200-350	RBH 65/200-350	
RBH 18/80-120	RBH 24/50-80	RBH 65/350-620	
RBH 18/120-200	RBH 24/80-120	RBH 75/80-120	



Rectangular boxes on [liceфа.de](http://liceфа.de)

## SCHEDULE FOR RECTANGULAR BOXES

(Legend for design see page 12)



Length x Width x Height	Art. No.	Design
6 x 6 x 19	2449795	B
6 x 6 x 35	V4-2	B
10 x 10 x 51/43	V3-1	B+H
19 x 19 x 14	V4-3	A
20 x 15 x 12	V4-4	A
22 x 22 x 8	V20-1	PP+F
23 x 21 x 10	V4-7	A
24 x 5 x 65	V3-2	B+H
24 x 23 x 7	V4-6	A
25,4 x 25,4 x 4,5	V3-3	A+S
26 x 16 x 7	V4-9	A
27 x 27 x 8/4	V5-1	B+K+H
27 x 27 x 11/7	V5-2	B+K+H
27 x 27 x 12	V3-4-A	A
27 x 27 x 13/6,5	V5-3	B+K+H
27 x 27 x 17/13	V5-4	B+K+H
27 x 27 x 20/13	V5-5	B+K+H
27 x 27 x 26/13	V5-6	B+K+H
31 x 21 x 4	V4-11	A
31 x 21 x 7/5	V4-113	B
31 x 26 x 14	V4-12	A
32 x 32 x 8	V20-200	PP+F
35 x 30 x 16/8	V5-7	B+K+H
35 x 30 x 22/14	V5-8	B+K+H
35 x 30 x 28/14	V5-9	B+K+H
35 x 35 x 12	V20-3	PP+F
35 x 35 x 25	V20-50	PP+F
36 x 36 x 8	V20-24	PP+F
37 x 37 x 4	V20-2	PP+F
37 x 29 x 43	V3-5	A
40 x 39 x 33	V5-139	K
41 x 19 x 14	V4-15	A
41 x 41 x 17/14	V5-90	B+K+H
41 x 41 x 25/14	V5-91	B+K+H
41 x 41 x 28/14	V5-10	B+K+H
42 x 35 x 12	V4-16	B
43 x 32 x 10	V3-6	E
43 x 43 x 6/3	V5-92	B+K+H
43 x 43 x 13/10	V5-93	B+K+H
43 x 43 x 20/10	V5-94	B+K+H
44 x 44 x 90/30	V3-7	B+H
47 x 45 x 11	V3-8	B+R
47 x 47 x 19	V20-5	PP+F
48 x 29 x 16/8	V5-11	B+K+H
48 x 29 x 21/13	V5-12	B+K+H
48 x 29 x 26/13	V5-13	B+K+H

Length x Width x Height	Art. No.	Design
49 x 26 x 7	V4-19	A
49 x 26 x 10	V4-20	A
49 x 35 x 10	V4-21	A
49 x 49 x 6	V20-4	PP+F
49,5 x 49,5 x 5	V3-10	A
50 x 30 x 9	V3-11	B
50 x 30 x 16	V3-12	B
50 x 30 x 25	V3-13	B
50 x 50 x 12/6	V5-111	B+K+H
50 x 50 x 16	V4-22	A+S
50 x 50 x 20/14	V5-112	B+K+H
50 x 50 x 26	V4-23	A+S
50 x 50 x 28/14	V5-113	B+K+H
50 x 50 x 31/25	V5-114	B+K+H
50 x 50 x 36	V4-24	A+S
50 x 50 x 39/25	V5-115	B+K+H
50 x 50 x 50/25	V5-116	B+K+H
51 x 37 x 29/4	V4-25	H
51 x 51 x 12/6	V4-26	B+K+H
51 x 51 x 15/9	V4-27	B+K+H
51 x 51 x 19/9	V4-28	B+K+H
51 x 51 x 35/25	V4-30	B+K+H
51 x 51 x 51/25	V4-31	B+K+H
52 x 35 x 60	V3-15	B
52 x 36 x 5	V20-70	PP+F
55 x 35 x 12	V4-34	B
55 x 35 x 14	V4-35	B
55 x 38 x 10/5	V5-14(W)	B+K+H
55 x 38 x 14/7	V5-15	B+K+H
55 x 38 x 18/13	V5-16(W)	B+K+H
55 x 38 x 26/13	V5-17	B+K+H
55 x 39 x 10	V20-201	PP+F
55 x 39 x 31	2427592	B
55 x 40 x 6	V4-37	A(W) <sup>2,1</sup>
55 x 40 x 43	LAB-BOX 1	B
55 x 55 x 25/16	V3-16	B+S+H
55 x 55 x 35/26	V3-17	B+S+H
56 x 44 x 14	V4-43	B
56 x 56 x 27	2427598	B+S
56 x 56 x 37	2427601	B+S
57 x 36 x 17	V3-18	B+R
57 x 36 x 25	V3-19	B+R
57 x 47 x 28	V3-20	B
58 x 58 x 40	V20-43	PP-F
59 x 59 x 19	V4-46	B+R
59 x 59 x 36	V4-47	B+R

Length x Width x Height	Art. No.	Design
60 x 24 x 19	V3-21	A
60 x 25 x 11/5,5	V5-18	B+K+H
60 x 50 x 25	V3-23	B
60 x 51 x 26/21	V3-25	B+H
60 x 60 x 25	V20-42	PP-F
61 x 30 x 34	V4-48	A+S
62 x 36 x 8	V4-49	B
62 x 62 x 12	V20-41	PP-F
63 x 50 x 12	V4-50	B
63 x 63 x 6	V20-40	PP+F
64 x 30 x 14	V4-53	A
65 x 18 x 18	V3-24	B
65 x 65 x 6/3	V5-95	B+K+H
65 x 65 x 10/7	V5-96	B+K+H
65 x 65 x 14/7	V5-19	B+K+H
65 x 65 x 16/13	V5-97	B+K+H
65 x 65 x 20/13	V5-20	B+K+H
65 x 65 x 26/13	V5-21	B+K+H
66 x 47 x 13	V20-202	PP+F
67 x 16 x 8/4	V5-22	B+K+H
67 x 27 x 9	V4-55	E
67 x 37 x 17	V4-56	B
67 x 67 x 26	V20-8	PP+F
67 x 67 x 40	V20-51	PP+F
68 x 28 x 4,3	V3-26	E+R
68 x 59 x 26	V3-27	B
69 x 18 x 7	V20-72	PP+F
69 x 18 x 25	V20-71	PP+F
69 x 69 x 12	V20-7	PP+F
70 x 15 x 16	V3-28	B
70 x 45 x 12/6	V5-142	K
70 x 45 x 14/7	V5-23	B+K+H
70 x 45 x 19/13	V5-132	K
70 x 45 x 24/12	V5-140	K
70 x 45 x 26/13	V5-143	K
70 x 60 x 30	V4-57	B
70 x 60 x 70	V4-58	B
70 x 70 x 6	V20-6	PP+F
70 x 70 x 48	V4-147	A
72 x 30 x 31	V3-29	A+R
73 x 42 x 17	V3-30	B
73 x 62 x 16	V4-59	B
74 x 74 x 13/6,5	V5-24	A+SCH
74 x 74 x 26/19,5	V5-25	B+K+H
74 x 74 x 39/19,5	V5-26	B+K+H
75 x 50 x 50	V8-17	SCH+B

1.) Due to the dome cap only limited use of the volume can be made. 2.) Design optional  
Dimensions subject to errors and corrections!



## SCHEDULE FOR RECTANGULAR BOXES

(Legend for design see page 12)



Length x Width x Height	Art. No.	Design
75 x 44 x 30	V3-31	B
75 x 44 x 55/30	V3-32	B+H
75 x 44 x 65/30	V3-33	B+H
75 x 44 x 90/30	V3-34	B+H
75 x 44 x 105/30	V3-35	B+H
75 x 50 x 33	V8-1 <sup>3,1</sup>	SCH+B
75 x 50 x 45/38	V8-2 <sup>3,1</sup>	SCH+B+H
75 x 51 x 12	V4-61	SCH+B
75 x 75 x 17	V3-36	B
75 x 75 x 27	V3-37	B
76 x 50 x 27	V8-3 <sup>3,1</sup>	SCH+B+H
77 x 55 x 12/6	V5-27 (W)	B+K+H(W) <sup>1,1</sup>
77 x 55 x 19/13	V5-28 (W)	B+K+H(W)
77 x 55 x 26/13	V5-29	B+K+H
78 x 30 x 10/5	V5-51	B+K+H
78 x 30 x 18/13	V5-52	B+K+H
78 x 30 x 26/13	V5-53	B+K+H
79 x 79 x 34	V4-62	A+R
79 x 79 x 54	V4-63	A+R
80 x 50 x 20	V3-39	B+R
80 x 50 x 27	V3-40	B+R
80 x 54 x 17	V4-66	SCH+B
81 x 62 x 21	V3-41	W
81 x 62 x 43	V3-42	W
82 x 31 x 11	V20-73	PP+F
82 x 43 x 29	V3-43	E
84 x 50 x 13/11	2427604	B+H+W
85 x 55 x 43	LAB-BOX 2	B
86 x 34 x 18	V4-68	B
86 x 54 x 5/2,5	V5-105	B+K+H
86 x 54 x 24/22	V5-106	B+K+H
86 x 54 x 35/33	V5-107	B+K+H
86 x 54 x 44/22	V5-108	V+B+K+H
86 x 54 x 55/33	V5-109	V+B+K+H
86 x 54 x 66/33	V5-110	A
86 x 55 x 2	V4-116	B+S
86 x 56 x 28	V4-117	SCH+B
86 x 76 x 17/12	V4-69	SCH+B+H
86 x 76 x 22/17	V4-125	SCH+B+H
86 x 76 x 33/29	V4-126	SCH+B
86 x 86 x 40	V20-55	PP+F
88 x 88 x 25	V20-54	PP+F
90 x 51 x 12/8	V4-70	SCH+B
90 x 51 x 35/31	V4-114	SCH
91 x 91 x 12	V20-53	PP+F
92 x 59 x 25	V4-72	B

Length x Width x Height	Art. No.	Design
92 x 61 x 15	V4-146	A+G Spielk.
92 x 65 x 17	V20-203	PP+F
92 x 92 x 6	V20-52	PP+F
93 x 54 x 32	V4-73	B
95 x 68 x 14	V3-44	B
95 x 68 x 35	V3-45	B
95 x 95 x 14/7	V5-57	B+K+H
95 x 95 x 28	V3-46	A
95 x 95 x 29/22	V5-121	B+K+H
95 x 95 x 44/22	V5-122	B+K+H
96 x 96 x 27/21	V3-47	B+H
99 x 59 x 27	V3-50	B+R
99 x 59 x 35	V3-51	B+R
99 x 59 x 42	V3-105	B+R
100 x 60 x 12/6	V5-58	B+K+H
100 x 75 x 27	V8-4	B+S+SCH
100 x 86 x 105	V3-52	B milchig
100 x 100 x 40	V20-12	PP+F
101 x 101 x 25	V20-11	PP+F
101,5 x 101,5 x 94	V3-48	B+R
102 x 25 x 10	V3-53	A
102 x 85 x 47/40	V3-54	B+H
103 x 103 x 12	V20-10	PP+F
104 x 74 x 12/6	V5-45	B+K+H
104 x 74 x 22/16	V5-46	B+K+H
104 x 71 x 52/16	V5-47	B+K+H
104 x 95 x 31	V4-77	A+S
105 x 66 x 37	V4-78	B
105 x 95 x 45	V4-79	A+S
105 x 105 x 6	V20-9	PP+F
106 x 75 x 46/38	V8-5 <sup>3,1</sup>	SCH+B+H
107 x 53 x 18	V20-75	PP+F
107 x 53 x 20	V3-55	A
107 x 53 x 22	V3-56	B+S
107 x 53 x 40	V20-74	A+S+R
107 x 75 x 20	V3-57	B
108 x 85 x 33	V8-6 <sup>3,1</sup>	SCH+B
111 x 51 x 20/11	V4-80	SCH+B+H
111 x 51 x 35/26	V4-131	SCH+B+H
111 x 51 x 51/42	V4-132	SCH+B+H
111 x 52 x 12/6	V5-117	B+K+H
111 x 52 x 21/15	V5-118	B+K+H
111 x 52 x 30/15	V5-119	B+K+H
111 x 78 x 26	V20-204	B
115 x 55 x 35/26	V3-59	B+S+H
115 x 55 x 55/46	V3-60	B+S+H

Length x Width x Height	Art. No.	Design
115 x 75 x 30	V3-58	B
115 x 85 x 43	LAB-BOX 3	B+S+H
115 x 115 x 55/46	V3-61	B+S+H
116 x 56 x 27	V4-133	B+S
116 x 56 x 37	V4-134	B+S
116 x 56 x 58	V4-135	B+S
117 x 90 x 8/4	V5-30	B+K+H
117 x 90 x 21/17	V5-31	B+K+H
117 x 90 x 34/17	V5-32	B+K+H
120 x 40 x 12/6	V5-48	B+K+H
120 x 40 x 16/10	V5-49	B+K+H
120 x 40 x 20/10	V5-50	B+K+H
120 x 92 x 17	V5-61	SCH+B
120 x 120 x 28	V4-81 <sup>1,1</sup>	A+SCH
121 x 121 x 3/1,5	V5-120	K
121 x 121 x 8,5/7	V5-123	K
121 x 121 x 14/7	V5-124	K
121 x 121 x 23,5/22	V5-125	K
121 x 121 x 29/22	V5-126	K
121 x 121 x 44/22	V5-127	K
123 x 107 x 12	V5-62	SCH+B
123 x 107 x 23	V5-63	SCH+B
123 x 125 x 23	V5-64	SCH+B
127 x 127 x 40	V20-20	PP+F
130 x 32 x 14/7	V5-33	K
130 x 35 x 32	V3-64	B
130 x 65 x 14/7	V5-128	K
130 x 65 x 29/22	V5-129	K
130 x 65 x 44/22	V5-130	K
130 x 80 x 30	V20-30 <sup>9,1</sup>	PP+F
130 x 80 x 50	V20-31 <sup>9,1</sup>	PP+F
130 x 115 x 50	V3-65	A+T
130 x 130 x 25	V20-19	PP+F
132 x 60 x 12	V3-66	B
132 x 132 x 12	V20-18	PP+F
133 x 133 x 6	V20-17	PP+F
134 x 95 x 30	V20-205	PP+F
134 x 110 x 108/90	V4-137	B+H
137 x 47 x 32	V3-67	B
138 x 44 x 14/7	V5-34	B+K+H
138 x 44 x 21/13	V5-35	B+K+H
138 x 82 x 27	V20-77	PP+F
138 x 82 x 40	V20-76	PP+F
140 x 70 x 17	V3-68	B
140 x 70 x 36/17	V3-69	PP+F
140 x 70 x 44/17	V3-70	B+H

Usable inside dimensions in mm.

1.) Due to the dome cap only limited use of the volume can be made. 2.) Design optional  
Dimensions subject to errors and corrections!




# RECTANGULAR BOXES

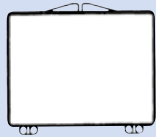
## BALL HINGED BOXES

Each Box with **2 colour applications: Please advice whilst ordering!**

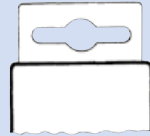
**Possibility 1:** Bottom black + Lid crystal clear, **Possibility 2:** Bottom + Lid crystal clear



### Design



**KL** Ball hinge alongside



**W** Wall attachment



**KB** Ball hinge broadside

Length x Width x Height	Art. No.	HU in mm HU = Height bottom part	Design
27 x 27 x 8	V 5-1	4	KL
27 x 27 x 11	V 5-2	7	KL
27 x 27 x 13	V 5-3	6,5	KL
27 x 27 x 17	V 5-4	13	KL
27 x 27 x 20	V 5-5	13	KL
27 x 27 x 26	V 5-6	13	KL
35 x 30 x 16	V 5-7	8	KB
35 x 30 x 22	V 5-8	14	KB
35 x 30 x 28	V 5-9	14	KB
40 x 39 x 33	V 5-139	12	KL
41 x 41 x 28	V 5-10	14	KL
41 x 41 x 17	V 5-90	14	KL
41 x 41 x 24	V 5-91	14	KL
43 x 43 x 6	V 5-92	3	KL
43 x 43 x 13	V 5-93	10	KL
43 x 43 x 20	V 5-94	10	KL
48 x 29 x 16	V 5-11	8	KB
48 x 29 x 21	V 5-12	13	KB
48 x 29 x 26	V 5-13	13	KB
50 x 50 x 12	V 5-111	6	KB
50 x 50 x 20	V 5-112	14	KB
50 x 50 x 28	V 5-113	14	KB
50 x 50 x 31	V 5-114	25	KB
50 x 50 x 39	V 5-115	25	KB
50 x 50 x 50	V 5-116	25	KB
55 x 38 x 10	V 5-14 (w)	5	KL (W)
55 x 38 x 14	V 5-15	7	KB
55 x 38 x 18	V 5-16 (w)	13	KL (W)
55 x 38 x 26	V 5-17	13	KL
60 x 25 x 11	V 5-18	5,5	KB
65 x 65 x 6	V 5-95	3	KL
65 x 65 x 10	V 5-96	7	KL
65 x 65 x 14	V 5-19	7	KL
65 x 65 x 16	V 5-97	13	KL
65 x 65 x 20	V 5-20	13	KL
65 x 65 x 26	V 5-21	13	KL
67 x 16 x 8	V 5-22	4	KL
70 x 45 x 12	V 5-142	6	KL
70 x 45 x 14	V 5-23	7	KB

Length x Width x Height	Art. No.	HU in mm HU = Height bottom part	Design
70 x 45 x 19	V 5-132	13	KL
70 x 45 x 24	V 5-140	12	KL
70 x 45 x 26	V 5-143	13	KL
74 x 74 x 13	V 5-24	6,5	KL
74 x 74 x 26	V 5-25	19,5	KL
74 x 74 x 39	V 5-26	19,5	KL
77 x 55 x 12	V 5-27 (w)	6	KL (W)
77 x 55 x 19	V 5-28 (w)	13	KL (W)
77 x 55 x 26	V 5-29	13	KL
78 x 30 x 10	V 5-51	5	KL
78 x 30 x 18	V 5-52	13	KL
78 x 30 x 26	V 5-53	13	KL
86 x 54 x 5	V 5-105	2,5	KL
86 x 54 x 24	V 5-106	21,5	KL
86 x 54 x 35	V 5-107	32,5	KL
86 x 54 x 44	V 5-108	22	KL
86 x 54 x 55	V 5-109	32,5	KL
86 x 54 x 66	V 5-110	32,5	KL
95 x 95 x 14	V 5-57	7	KL
95 x 95 x 29	V 5-121	22	KL
95 x 95 x 44	V 5-122	22	KL
100 x 60 x 12	V 5-58	6	KB
104 x 74 x 12	V 5-45	6	KL
104 x 74 x 22	V 5-46	16	KL
104 x 74 x 32	V 5-47	16	KL
111 x 52 x 12	V 5-117	6	KL
111 x 52 x 21	V 5-118	15	KL
111 x 52 x 30	V 5-119	15	KL
117 x 90 x 8	V 5-30	4	KL
117 x 90 x 21	V 5-31	17	KL
117 x 90 x 34	V 5-32	17	KL
117 x 90 x 49	V 5-145	45	KL
120 x 40 x 12	V 5-48	6	KL
120 x 40 x 16	V 5-49	10	KL
120 x 40 x 20	V 5-50	10	KL
121 x 121 x 3	V 5-120	1,5	KB
121 x 121 x 8,5	V 5-123	7	KB
121 x 121 x 14	V 5-124	7	KB
121 x 121 x 23,5	V 5-125	22	KB

Length x Width x Height	Art. No.	HU in mm HU = Height bottom part	Design
121 x 121 x 29,5	V 5-126	22	KB
121 x 121 x 44	V 5-127	22	KB
130 x 32 x 14	V 5-33	7	KL
130 x 65 x 14	V 5-128	7	KB
130 x 65 x 29	V 5-129	22	KB
130 x 65 x 44	V 5-130	22	KB
138 x 44 x 14	V 5-34	7	KL
138 x 44 x 21	V 5-35	14	KL
138 x 44 x 28	V 5-144	14	KL
140 x 90 x 17	V 5-36	8,5	KL
141 x 44 x 14	V 5-37	7	KL
160 x 74 x 10	V 5-98	5	KL
160 x 74 x 25	V 5-99	20	KL
160 x 74 x 40	V 5-100	20	KL
160 x 111 x 10	V 5-101	5	KL
160 x 111 x 25	V 5-102	20	KL
160 x 111 x 40	V 5-103	20	KL
170 x 42 x 18	V 5-38	9	KL
170 x 160 x 10	V 5-54	5	KL
170 x 160 x 25	V 5-55	20	KL
170 x 160 x 40	V 5-56	20	KL
193 x 26 x 9	V 5-39	4,5	KL
196 x 90 x 17	V 5-40	8,5	KL
200 x 150 x 3	V 5-151	1,5	KL
200 x 150 x 20	V 5-152	18,5	KL
200 x 150 x 37	V 5-153	18,5	KL
210 x 100 x 24	V 5-41	12	KL
213 x 22 x 16	V 5-42	8	KL
214 x 23 x 12	V 5-149	8	KL
228 x 42 x 18	V 5-44	9	KL
230 x 60 x 16	V 5-133	8	KL
230 x 60 x 24	V 5-135	16	KL
230 x 60 x 36	V 5-134	16	KL
248 x 42 x 13	V 5-141	6,5	KL



# RECTANGULAR BOXES

## INSERTS FOR BALL HINGED BOXES WITH ROUND COMPARTMENTS (boxes see page 13)



Dimensions	Art. No.	Suited for box
Ø 20 x 2	2445660	V 5-15
Ø 20 x 3,5	2445664	V 5-92
Ø 26 x 3,5	2445665	V 5-92
Ø 26 x 4,5	2445667	V 5-19
Ø 31 x 3,5	2445666	V 5-92
Ø 36 x 4	2445661	V 5-95

Dimensions	Art. No.	Suited for box
Ø 36 x 4,5	2445668	V 5-19
Ø 41 x 4	2445662	V 5-95
Ø 45 x 3	2445670	V 5-19
Ø 50 x 4	2445663	V 5-95
Ø 50 x 5	2445659	V 5-24
Ø 80 x 10	2445658	V 5-57

## INSERTS FOR BALL HINGED BOXES WITH RECTANGULAR COMPARTMENTS (boxes see page 13)



Art. No. **2423210**  
Suited for box **V 5-36**  
4 compartments




Art. No. **2445654**  
Suited for box **V 5-54**  
25 compartments



Art. No. **2445653**  
Suited for box **V 5-54**  
16 compartments




Art. No. **2445652**  
Suited for box **V 5-54**  
9 compartments




Art. No. **2445655**  
Suited for box **V 5-55**  
6 compartments



Art. No. **2445656**  
Suited for box **V 5-55**  
6 compartments



Art. No. **2445657**  
Suited for box **V 5-55**  
12 compartments



Art. No. **V30-28**  
Dimensions 170 x 160 x 25 mm  
12 compartments each 55 x 38 mm


## BALL HINGED BOXES WITH FIXED COMPARTMENTS




Overall dimensions  
98 x 93 x 33 mm




Overall dimensions  
163 x 120 x 29 mm



Overall dimensions  
163 x 120 x 29 mm



Overall dimensions  
163 x 120 x 29 mm



Outside dimensions  
117 x 90 x 18 mm



## DENTAL-BRACKET-BOX



Dimensions 117 x 90 x 8 mm  
20 round compartments, Ø 13 x 10 (5 mm deep)

## SMD-ASSORTMENT-BOX



Dimensions Box V5-27: 77 x 55 x 12 mm  
35 round compartments, Ø 7 x 6 mm

## HYGIENE AND MASK BOXES



**HYGIENE BOX** 185 x 90 x 35 mm with print  
Art. No. 8900162



**MASK BOX** 185 x 90 x 35 mm with print  
Art. No. 8900161

**SQUARE HINGED BOXES** made of break-proof Polypropylene, for the dispatch of sensitive components.  
With film hinge and sturdy snap-in lock.

## PP UNI BOXEN



Inside dimensions	Art. No.
22 x 22 x 8	V20-1
35 x 35 x 12	V20-3
35 x 35 x 25	V20-50
36 x 36 x 8	V20-24
37 x 37 x 4	V20-2
47 x 47 x 19	V20-5
49 x 49 x 6	V20-4
58 x 58 x 40	V20-43
60 x 60 x 25	V20-42
62 x 62 x 12	V20-41
63 x 63 x 6	V20-40
67 x 67 x 26	V20-8
67 x 67 x 40	V20-51

Inside dimensions	Art. No.
69 x 69 x 12	V20-7
70 x 70 x 6	V20-6
86 x 86 x 40	V20-55
88 x 88 x 25	V20-54
91 x 91 x 12	V20-53
92 x 92 x 6	V20-52
100 x 100 x 40	V20-12
101 x 101 x 25	V20-11
103 x 103 x 12	V20-10
105 x 105 x 6	V20-9
127 x 127 x 40	V20-20
130 x 130 x 25	V20-19
132 x 132 x 12	V20-18

Inside dimensions	Art. No.
133 x 133 x 6	V20-17
160 x 160 x 40	V20-16
163 x 163 x 25	V20-15
164 x 164 x 12	V20-14
165 x 165 x 6	V20-13
200 x 200 x 40	V20-28
205 x 205 x 25	V20-27
207 x 207 x 12	V20-26
208 x 208 x 6	V20-25
260 x 260 x 25	V20-23
263 x 263 x 12	V20-22
264 x 264 x 6	V20-21

Inside dimensions	Art. No.
32x32x8	V20-200
55x39x10	V20-201
66x47x13	V20-202
92x65x17	V20-203
111x78x26	V20-204
134x95x30	V20-205



conductive box  
see page 93

**SQUARE HINGED BOXES** made of PP for dispatch


Inside dimensions	Art. No.
52 x 36 x 5	V20-70
69 x 18 x 7	V20-72
69 x 18 x 25	V20-71

Inside dimensions	Art. No.
82 x 31 x 11	V20-73
107 x 53 x 18	V20-75
107 x 53 x 40	V 20-74

Inside dimensions	Art. No.
138 x 82 x 27	V 20-77
138 x 82 x 40	V20-76
185 x 90 x 35	V20-300



## GEL-BOXES




Inside dimensions	Art. No.
51 x 51 x 7	8520126
71 x 51 x 11	8520127
81 x 81 x 8,5	8520128

Usable inside dimensions in mm.


Dimensions subject to errors and corrections!

# RECTANGULAR BOXES


## BOXES WITH COMPARTMENTS



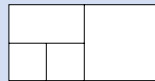
Art. No. **V 6-21**  
 Outside dimensions 144 x 74 x 36  
 loose gridded insert 20 mm high with  
 50 holes  
 12.5 x 12.5 for ampoules




Art. No. **V 6-6**  
 Outside dimensions 100 x 73 x 16  
 3 compartments 69 x 31 x 11



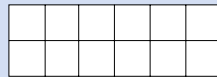
Art. No. **V 6-8**  
 Outside dimensions 113 x 59 x 23  
 4 compartments



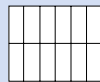
Art. No. **V 6-9**  
 Outside dimensions 113 x 59 x 23  
 4 compartments 53 x 25 x 20



Art. No. **V 6-7**  
 Outside dimensions 160 x 58 x 20  
 12 compartments 23 x 23 x 16



Art. No. **V 6-5**  
 Outside dimensions 71 x 55 x 13  
 12 compartments 25 x 10 x 10



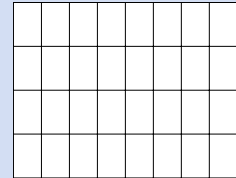
Art. No. **V 6-11**  
 Outside dimensions 47 x 47 x 15  
 4 compartments 20 x 20 x 12



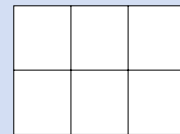
Art. No. **V 6-4**  
 Outside dimensions 55 x 45 x 7  
 6 compartments 19 x 15 x 5



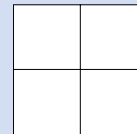
Art. No. **V 6-18**  
 Outside dimensions 170 x 137 x 16  
 32 compartments 31 x 19 x 13  
 Partition height 6.5 mm



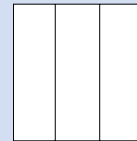
Art. No. **V 6-10**  
 Outside dimensions 133 x 102 x 9  
 3 compartments 49 x 40 x 5  
 3 compartments 42 x 40 x 5




Art. No. **V 6-16**  
 Outside dimensions 100 x 100 x 30  
 4 compartments 46 x 46 x 28



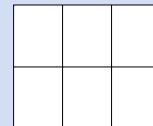
Art. No. **V 6-14**  
 Outside dimensions 100 x 100 x 30  
 3 compartments 95 x 30 x 28



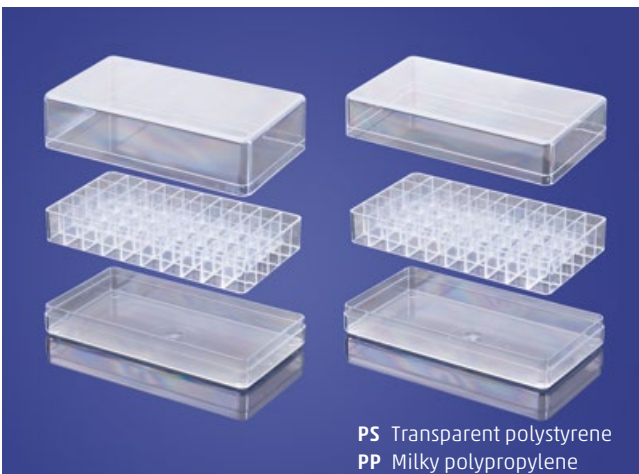
Art. No. **V 6-15**  
 Outside dimensions 100 x 100 x 30  
 2 compartments 95 x 46 x 28



Art. No. **V 6-17**  
 Outside dimensions 107 x 89 x 51  
 6 selective cups with top cover  
 37 x 29 x 43



## FREEZER BOXES for laboratories



PS Transparent polystyrene  
 PP Milky polypropylene

Art. No. in PS	<b>V 6-21</b>	<b>V 6-22</b>
Art. No. in PP	<b>V6-21-9-9-11-11</b>	<b>V6-22-9-9-11-11</b>
Inside dimensions	140 x 70 x 36/17	140 x 70 x 44/17
50 compartments	12,5 x 12,5 x 21	12,5 x 12,5 x 21



## INSERTS / FLAT CASES plus LID



Art. No. **V 7-1/9** without lid

Art. No. **V 7-1/1** with lid

1 compartment

Outside dimensions case: 182 x 106 x 15

Lid : 182,5 x 107 x 5,5

Height bottom: 13,4 inside



Art. No. **V 7-2/9** without lid

Art. No. **V 7-2/1** with lid

3 compartments

Outside dimensions case: 182 x 106 x 15

Lid : 182,5 x 107 x 5,5

Height bottom: 13,4 inside



Art. No. **V 7-3/9** without lid

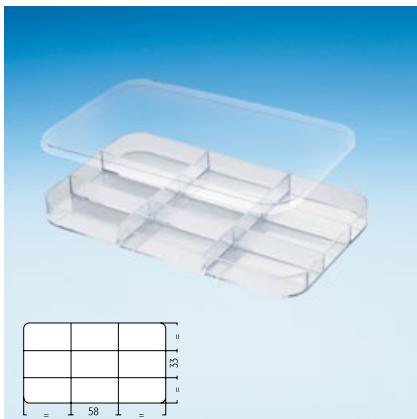
Art. No. **V 7-3/1** with lid

4 compartments

Outside dimensions case: 182 x 106 x 15

Lid : 182,5 x 107 x 5,5

Height bottom: 13,4 inside



Art. No. **V 7-7/9** without lid

Art. No. **V 7-7/1** with lid

9 compartments

Outside dimensions case: 182 x 106 x 15

Lid : 182,5 x 107 x 5,5

Height bottom: 13,4 inside



Art. No. **V 7-9/9** without lid

Art. No. **V 7-9/1** with lid

15 compartments

Outside dimensions case: 182 x 106 x 15

Lid : 182,5 x 107 x 5,5

Height bottom: 13,4 inside



Art. No. **V 7-11/9** without lid

Art. No. **V 7-11/1** with lid

25 compartments

Outside dimensions case: 182 x 106 x 15

Lid : 182,5 x 107 x 5,5

Height bottom: 13,4 inside



Art.-Nr. **V 7-10/9** without lid

Art.-Nr. **V 7-10/1** with lid

24 compartments

Outside dim. case: 182 x 106 x 15

other dimensions see above



Art.-Nr. **V 7-12/9** without lid,

made of vacuum-formed foil material,

36 compartments

Outside dim.: 180 x 105 x 16,

Inside compartments : 22 x 16 x 15



**Insert as drawer for combined cabinet No A 1-3 grey, height of cabinet variable.**

Order instructions:

Cabinet A 1-3, specify height (number of inserts)

+ Art. No. of inserts

Usable inside dimensions in mm.

Dimensions subject to errors and corrections!

# PROMOTION BOXES

## CRYSTAL CLEAR STACKABLE BOXES e.g. for laboratories



Art.-No	<b>LAB-Box 1</b>	Art.-No	<b>LAB-Box 4</b>
Inside dimensions	55 x 40 x 43	Inside dimensions	175 x 115 x 65
Art.-No	<b>LAB-Box 2</b>	Art.-No	<b>LAB-Box 5</b>
Inside dimensions	85 x 55 x 43	Inside dimensions	235 x 175 x 90
Art.-No	<b>LAB-Box 3</b>	Art.-No	<b>LAB-Box 6</b>
Inside dimensions	115 x 85 x 43	Inside dimensions	355 x 235 x 130

## PLATE FOR WALL PLASTER SPECIMEN




Trays for wall plaster specimen

Outside dimensions = Art. No.
51/37/5
66/41/3
77/46/6
82/52/5*
101/74/5
101/74/8
120/80/9
166/133/15
169/135/8
182/107/15**

Outside dimensions = Art. No.
184/76/5
186/110/7*
203/143/11
296/232/14
*only black
** with rounded corners

## CRYSTAL CLEAR STACKABLE BOXES e.g. for laboratories




Art.-No.	Inside dimensions	Colour	Material
2449494	160 x 110 x 40	crystal clear	Acryl
2449495	155 x 70 x 70	crystal clear	Acryl
2449496	117 x 117 x 119	crystal clear	Acryl

Art.-No.	Inside dimensions	Colour	Material
2449497	188 x 140 x 68	crystal clear	Acryl
2449498	240 x 180 x 80	crystal clear	Acryl



Enclosed membrane



Membrane boxes on [Licefa.de](http://Licefa.de)






## OVERVIEW TABLE MEMBRANE BOXES

SMALL-SIZED RECTANGULAR MEMBRANE BOXES							
Outside dim.	Art. No.	Design	Colour	Outside dim.	Art. No.	Design	Colour
34 x 34 x 25	<b>8520061</b>	Drop lid + Hinge system	crystal clear PS	55 x 55 x 25	<b>8520006</b>	Snap-on lid	crystal clear PC
38 x 38 x 16	<b>8520062</b>	Snap-on lid	crystal clear PS	55 x 55 x 25	<b>8520066</b>	Snap-on lid	crystal clear PS
38 x 38 x 16	<b>8520122</b>	Snap-on lid	neon yellow/ neon yellow PS	55 x 55 x 25	<b>8520067</b>	Drop lid + Hinge system	crystal clear PS
38 x 38 x 16	<b>8520123</b>	Snap-on lid	neon red/ neon red PS	75 x 50 x 25	<b>8520138</b>	Hinge + Closure	crystal clear PS
38 x 38 x 16	<b>8520124</b>	Snap-on lid	neon blue / neon blue PS	75 x 75 x 12	<b>8520007</b>	Snap-on lid	crystal clear PC
38 x 38 x 17	<b>8520063</b>	Snap-on lid	crystal clear PS	75 x 75 x 25	<b>8520068</b>	Hinge + Closure	crystal clear PS
50 x 50 x 16	<b>8520125</b>	Hinge + Closure	crystal clear PS	75 x 75 x 30	<b>8520008</b>	Snap-on lid	crystal clear PC
50 x 50 x 25	<b>8520064</b>	Drop lid + Hinge system	crystal clear PS	80 x 40 x 18	<b>8520009</b>	Snap-on lid	crystal clear PC
50 x 50 x 25	<b>8520065</b>	Drop lid + Hinge system + Insert	crystal clear PS	80 x 42 x 20	<b>8520069</b>	Snap-on lid	crystal clear PS

MEDIUM-SIZED RECTANGULAR MEMBRANE BOXES							
Outside dim.	Art. No.	Design	Colour	Outside dim.	Art. No.	Design	Colour
100 x 50 x 30	<b>8520070</b>	Hinge + Closure	crystal clear PS	100 x 100 x 75	<b>8520133</b>	Hinge + Closure	crystal clear PS
100 x 75 x 30	<b>8520071</b>	Hinge + Closure	crystal clear PS	125 x 75 x 25	<b>8520074</b>	Hinge + Closure	crystal clear PS
100 x 75 x 50	<b>8520091</b>	Hinge + Closure	crystal clear PS	125 x 100 x 30	<b>8520075</b>	Hinge + Closure	crystal clear PS
100 x 100 x 30	<b>8520072</b>	Hinge + Closure	crystal clear PS	125 x 125 x 50	<b>8520076</b>	Hinge + Closure	crystal clear PS
100 x 100 x 50	<b>8520073</b>	Hinge + Closure	crystal clear PS	125 x 125 x 75	<b>8520077</b>	Hinge + Closure	crystal clear PS

LARGE-SIZED RECTANGULAR MEMBRANE BOXES							
Outside dim.	Art. No.	Design	Colour	Outside dim.	Art. No.	Design	Colour
150 x 50 x 25	<b>8520078</b>	Hinge + Closure	crystal clear PS	200 x 100 x 50	<b>8520084</b>	Hinge + Closure	crystal clear PS
150 x 75 x 25	<b>8520139</b>	Hinge + Closure	crystal clear PS	200 x 150 x 100	<b>8520137</b>	Hinge + Closure	crystal clear PS
150 x 100 x 16	<b>8520134</b>	Hinge + Closure	crystal clear PS	225 x 175 x 75	<b>8520085</b>	Hinge + Closure	crystal clear PS
150 x 125 x 50	<b>8520079</b>	Hinge + Closure	crystal clear PS	250 x 75 x 25	<b>8520086</b>	Hinge + Closure	crystal clear PS
150 x 150 x 100	<b>8520080</b>	Hinge + Closure	crystal clear PS	250 x 200 x 50	<b>8520087</b>	Hinge + Closure	crystal clear PS
175 x 75 x 50	<b>8520081</b>	Hinge + Closure	crystal clear PS	275 x 100 x 50	<b>8520088</b>	Hinge + Closure	crystal clear PS
175 x 125 x 50	<b>8520135</b>	Hinge + Closure	crystal clear PS	275 x 200 x 200	<b>8520140</b>	Hinge + Closure	crystal clear PS
175 x 150 x 50	<b>8520136</b>	Hinge + Closure	crystal clear PS	300 x 75 x 25	<b>8520089</b>	Hinge + Closure	crystal clear PS
175 x 175 x 25	<b>8520082</b>	Hinge + Closure	crystal clear PS	300 x 150 x 50	<b>8520129</b>	Hinge + Closure	crystal clear PS
180 x 54 x 30	<b>8520092</b>	Hinge + Closure	crystal clear PS	300 x 150 x 75	<b>8520130</b>	Hinge + Closure	crystal clear PS
200 x 50 x 25	<b>8520083</b>	Hinge + Closure	crystal clear PS	300 x 300 x 50	<b>8520090</b>	Hinge + Closure	crystal clear PS









## Modern Art of Assortment Cases

- 4 new generations
- Each available in different heights
- Corporate Design
- Trendy colours
- Available with standard inserts




Assortment cases on [Licefa.de](http://Licefa.de)

# ASSORTMENT CASES

**SMALL ASSORTMENT BOXES (FLAT)**  
**TYPE SOK 108, 009/009**



**ESD design**

 **conductive box**  
 see page 94

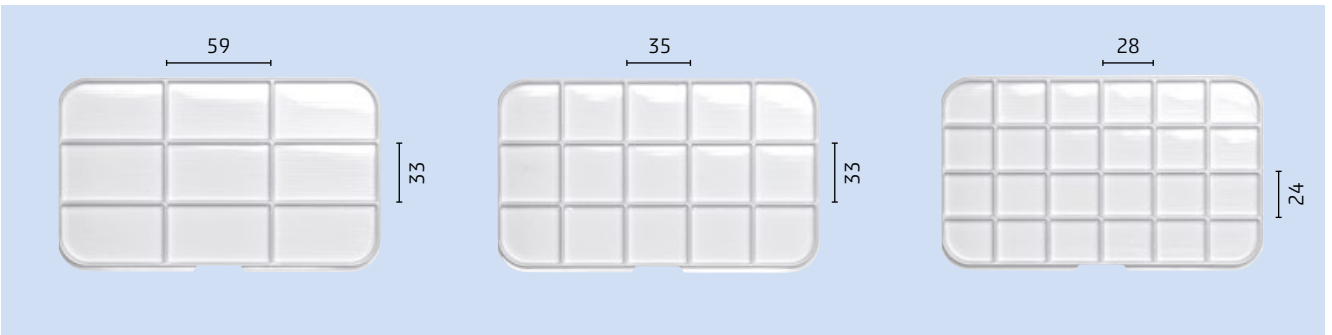
Outside dimensions 190 x 126 x 18

Inside dimensions 185 x 108 x 11

## COLOUR VARIANTS

 Art. No. <b>8120297</b> Colours: (T) (O)	 Art. No. <b>8120299</b> Colours: (T) (R)	 Art. No. <b>8120301</b> Colours: (T) (B)
 Art. No. <b>8120303</b> Colours: (T) (LB)	 Art. No. <b>8120305</b> Colours: (T) (LG)	 Art. No. <b>8120307</b> Colours: (T) (W)

## VACUUM FORMING INSERTS (transparent)



Art. No. **2448390**  
 Outside dimensions 185 x 111 x 11  
 Colours (T) crystal clear  
 Compartments 9


Art. No. **2448391**  
 Outside dimensions 185 x 111 x 11  
 Colours (T) crystal clear  
 Compartments 15

Art. No. **2448392**  
 Outside dimensions 185 x 111 x 11  
 Colours (T) crystal clear  
 Compartments 24

**SMALL ASSORTMENT BOXES (MEDIUM)**  
**TYPE SOK 108, 028/009**



**ESD design**

 **conductive box**  
 see page 94

Outside dimensions 190 x 126 x 37

Inside dimensions 185 x 108 x 29

**COLOUR VARIANTS**



Art. No. **8120311**  
 Colours: (T) ●

Art. No. **8120313**  
 Colours: (T) ●

Art. No. **8120315**  
 Colours: (T) ●

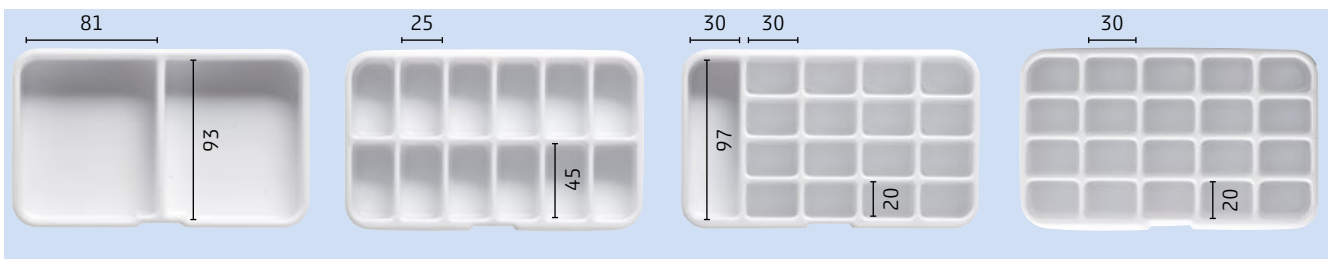
Art. No. **8120317**  
 Colours: (T) ○

Art. No. **8120319**  
 Colours: (T) (T)

Art. No. **8120309**  
 Colours: (T) ○

Art. No. **8120368**  
 Colours: (T) ●

**VACUUM FORMING INSERTS (white)**



Art. No. **2448788**  
 Outside dimensions 185 x 108 x 29  
 Colours ○ white  
 Compartments 2

Art. No. **2448789**  
 Outside dimensions 185 x 108 x 29  
 Colours ○ white  
 Compartments 12

Art. No. **2448790**  
 Outside dimensions 185 x 108 x 29  
 Colours ○ white  
 Compartments 17

Art. No. **2448791**  
 Outside dimensions 185 x 108 x 29  
 Colours ○ white  
 Compartments 20

Usable inside dimensions in mm.

*Dimensions subject to errors and corrections!*



## ASSORTMENT CASES

### ASSORTMENT BOXES (MEDIUM AND HIGH)



Medium Assortment Box:

**Type SOK 108, 028/009**

Outside dimensions 190 x 126 x 37

Inside dimensions 185 x 108 x 29

High Assortment Box:

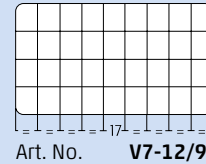
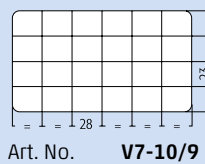
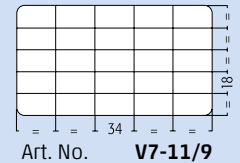
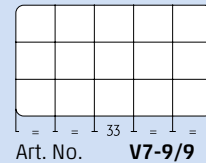
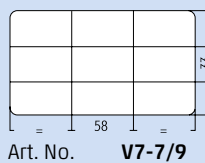
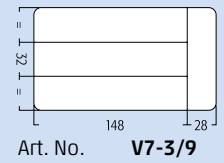


**Type SOK 108, 028/028**

Outside dimensions 190 x 126 x 56

Inside dimensions 185 x 108 x 48



Insert for boxes of medium height  
2 inserts per box possible  
9 inserts = refer to page 17 V 7-.../9



With foam padding for 2 inlays in box. Please enquire separately.

### HIGH ASSORTMENT BOX / COLOUR VARIATIONS



Art. No. **8120322**  
Colours: (T) ●



Art. No. **8120323**  
Colours: (T) ●



Art. No. **8120321**  
Colours: (T) (T)

**LARGER ASSORTMENT BOXES** boxes with two locks

SOK 166, 014/014 Flat  
SOK 166, 032/014 Medium  
SOK 166, 032/032 High

In 3 heights  
Inside dimensions 21, 39, 57 x 295 x 166 mm



**ESD design**  
conductive box  
see page 94

## ASSORTMENT CASES

**LARGE ASSORTMENT CASE (FLAT)** with two lock rings  
**TYPE SOK 166.014/014**



ESD design



conductive box  
 see page 94

Outside dimensions 303 x 192 x 28  
 Inside dimensions 295 x 166 x 21

### COLOUR VARIATIONS



Art. No. **8120339**  
 Colours: (T) ●

Art. No. **8120338**  
 Colours: (T) ●

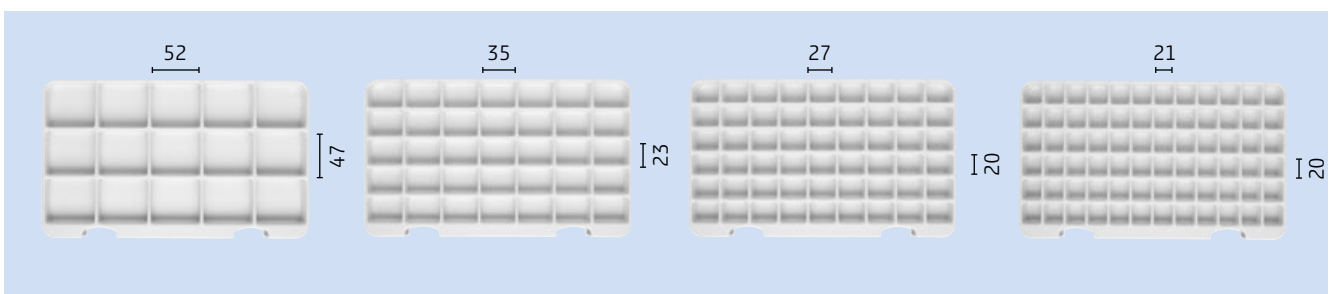
Art. No. **8120336**  
 Colours: (T) (T)

Art. No. **8120337**  
 Colours: (T) ○

Art. No. **8120341**  
 Colours: (T) ○

Art. No. **8120340**  
 Colours: (T) ●

### VACUUM FORMING INSERTS (white)



Art. No. **2448792**  
 Comp. 15

Art. No. **2448793**  
 Comp. 35

Art. No. **2448794**  
 Comp. 54

Art. No. **2448795**  
 Comp. 72



**LARGE ASSORTMENT CASE (MEDIUM)** with two lock rings  
**TYPE SOK 166.032/014**



ESD design



conductive box  
 see page 94

Outside dimensions 303 x 182 x 45  
 Inside dimensions 296 x 164 x 39

**COLOUR VARIATIONS**



Art. No. **8120351**  
 Colours: (T) ●

Art. No. **8120350**  
 Colours: (T) ●

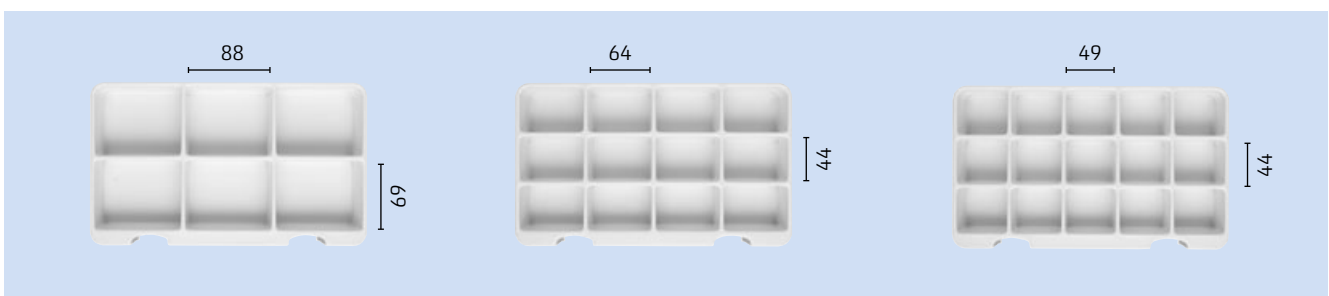
Art. No. **8120348**  
 Colours: (T) (T)

Art. No. **8120349**  
 Colours: (T) ○

Art. No. **8120353**  
 Colours: (T) ○

Art. No. **8120352**  
 Colours: (T) ●

**VACUUM FORMING INSERTS (white)**




Art. No. **2448796**  
 Comp. 6

Art. No. **2448797**  
 Comp. 12

Art. No. **2448798**  
 Comp. 15


## ASSORTMENT CASES

**LARGE ASSORTMENT CASES (HIGH)** with two lock rings  
**TYPE SOK 166, 032/032**



Outside dimensions 303 x 192 x 64  
 Inside dimensions 295 x 166 x 57

### COLOUR VARIATIONS



Art. No. **8120357**

Colours: (T) ●



Art. No. **8120356**

Colours: (T) ●



Art. No. **8120355**

Colours: (T) (T)

**DENTAL**  
**PERFECT ORGANISATION**

Our products for dental laboratories facilitate organisation while optimising work processes. They can be put to a whole number of different uses, making processes safer as well as contributing to optimum presentation. High-quality products distinguished by practical features.



Assortment boxes for working materials; with customer-specific foam-padded inlay and digital printing.



Art. No. **8960004**

Dental multifunction box BIG: Presentation and dispatch box for tooth modelling work (see page 114).



**OPTICS**

**SAFE PRESENTATION**

Smartly designed to promote sales, our assortment boxes are ideally suited for clear presentation, e.g. of high-grade spectacle frames. Perfectly protected from scratches and dust. Inlays and number of compartments individually adaptable.



Assortment box for spectacle frames, inlay with 4 compartments.

Art. No. **8960006**



Assortment boxes for spectacle spares; inlay with 9 compartments.

Assortment boxes in blue and red with crystal-clear lids







**ELETRONICS  
EFFECTIVE PROTECTION**

Customers stipulating high demands on packaging will benefit from our ESD-conformity solutions for storage and transport. Example: Assortment boxes provided with the ESD symbol on the closures.


Smaller assortment box in three sizes formed from conductive material with the yellow ESD symbol embossed into the closure.



Further information you will find on page 94.



Dissipative SMD boxes in yellow/black, integrated into a large-sized conductive assortment box (on request).




**INLAYS  
STANDARD AND INDIVIDUAL**


We supply exactly the right inlay to fit each and every packaging item. The range is rounded off by a broad selection of thermoformed standard inlays. If you are unable to find a suitable inlay to meet your needs, we will be pleased to collaborate with you in providing individual thermoformed or foam-padded solutions.



Assortment box with customer-specific thermoformed inlay to accommodate working materials.




Assortment box with customer-specific foam-padded inlay.



Selection of thermoformed inlays with different compartments and quantities.

## ASSORTMENT BOXES WITH SLIDING-FASTENER



SOK 295, 008/008 Flat  
SOK 295, 030/008 Medium  
SOK 295, 030/030 High

## ASSORTMENT CASES

ASSORTMENT CASES WITH HINGED LIDS SOK 295 – 008/008, Outside dimensions 300 x 178 x 23 mm




Art. No.	<b>8120382</b>
Inside dimensions	295 x 164 x 16
Height bottom part	8 mm
Colours	Ⓟ ●




Art. No.	<b>812083</b> (see page 99)
Inside dimensions	295 x 164 x 16
Height bottom part	8 mm
Colours	● ●


### VACUUM-FORMING INSERTS (white)




Art. No. **2500109** Comp.: 15




Art. No. **2500110** Comp.: 54



Art. No. **2500111** Comp.: 20

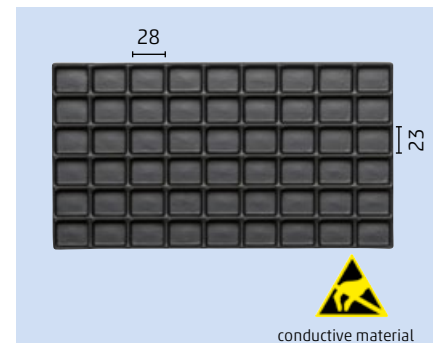


Art. No. **2500112** Comp.: 72




Art. No. **2500113** Comp.: 31

### VACUUM-FORMING INSERTS (black)



Art. No. **2500114** Comp.: 54

(see page 95)



Art. No. **2500115** Comp.: 72

(see page 95)



### Assortment Cases SOK 295 008/008

featuring a foam-padded frame to **accommodate mounting trays**, e.g. for high-grade precision-engineered lenses designed as working trays incorporating storage and forwarding facilities



# ASSORTMENT CASES


ASSORTMENT CASES WITH HINGED LIDS SOK 295 - 030/008, Outside dimensions 300 x 178 x 45 mm




Art. No.	<b>8120385</b>
Inside dimensions	295 x 164 x 38
Height bottom part	8 mm
Colours	① ●

Art. No.	<b>8129024</b> (see page 99)
Inside dimensions	295 x 164 x 38
Height bottom part	8 mm
Colours	● ●


## VACUUM-FORMING INSERTS (white)




Art. No. **2500101** Comp.: 6  
 Art. No. **2500128 ESD** Comp.: 6 ⚠  
 (see page 95)



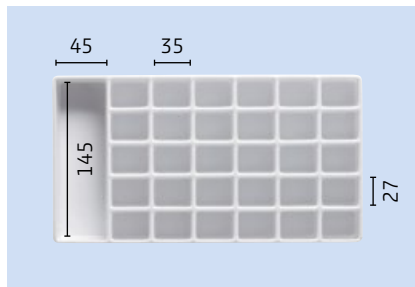
Art. No. **2500102** Comp.: 12  
 Art. No. **2500130 ESD** Comp.: 12 ⚠  
 (see page 95)




Art. No. **2500103** Comp.: 15  
 Art. No. **2500131 ESD** Comp.: 15 ⚠  
 (see page 95)




Art. No. **2500104** Comp.: 28




Art. No. **2500106** Comp.: 31




Art. No. **2500107** Comp.: 35



Art. No. **2500108** Comp.: 54




Art. No. **2449568**  
 Gridded foam inlay: 294 x 164 x 30 mm  
 PU grid-size 10 x 10 mm and 5 mm foam-plate




① Art. No. **8120382** 295 x 164 x 16  
 ② Art. No. **8120385** 295 x 164 x 38  
 ③ Art. No. **8120386** 295 x 164 x 60

## ASSORTMENT CASES WITH HINGED LID SOK 210 DIN A5




Conductive box  
see page 95


SOK 210, 010/010  
SOK 210, 020/010  
SOK 210, 020/020



Art. No. **8120389** crystal clear/crystal clear  
inside 215 x 151 x 16  
outside 221 x 160 x 23



Art. No. **8120390** white/crystal clear  
inside 215 x 151 x 16  
outside 221 x 160 x 23



Art. No. **8120391** blue/crystal clear  
inside 215 x 151 x 16  
outside 221 x 160 x 23



Art. No. **8129049** grey/crystal clear  
inside 214 x 150 x 26  
outside 221 x 160 x 33



Art. No. **8129048** white/crystal clear  
inside 214 x 150 x 26  
outside 221 x 160 x 33




Art. No. **8129047** blue/crystal clear  
inside 214 x 150 x 26  
outside 221 x 160 x 33



Art. No. **8129053** grey/crystal clear  
inside 214 x 150 x 36  
outside 221 x 160 x 43




Art. No. **8129052** white/crystal clear  
inside 214 x 150 x 36  
outside 221 x 160 x 43



Art. No. **8129051** blue/crystal clear  
inside 214 x 150 x 36  
outside 221 x 160 x 43

## ASSORTMENT CASES WITH HINGED CLOSURE SOK 210 DIN A5




SOK 210, 068/010  
SOK 210, 068/020  
SOK 210, 068/068




Art. No. **8120392** white/crystal clear  
inside 211 x 147 x 73,5  
outside 221 x 160 x 82



Art. No. **8120393** blue/crystal clear  
inside 211 x 147 x 73,5  
outside 221 x 160 x 82




Art. No. **8129054** white/crystal clear  
inside 211 x 147 x 83,5  
outside 221 x 160 x 90



Art. No. **8129055** blue/crystal clear  
inside 211 x 147 x 83,5  
outside 221 x 160 x 90



Art. No. **8120394** white/translucent  
inside 211 x 147 x 131  
outside 221 x 160 x 140


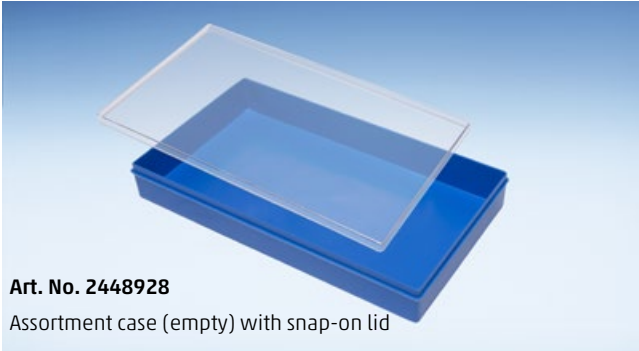


Art. No. **8120395** blue/translucent  
inside 211 x 147 x 131  
outside 221 x 160 x 140

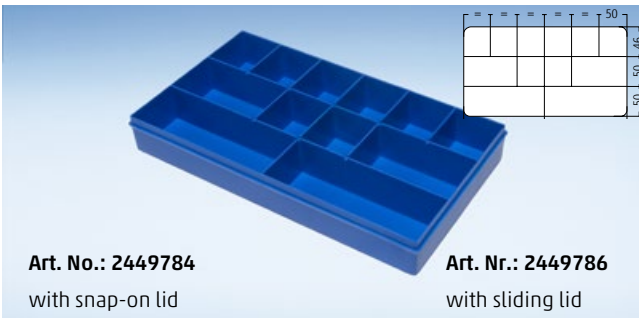


## ASSORTMENT CASES


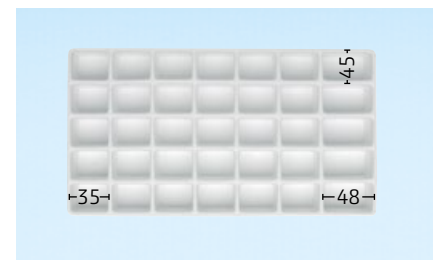
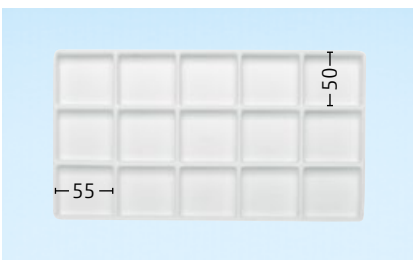
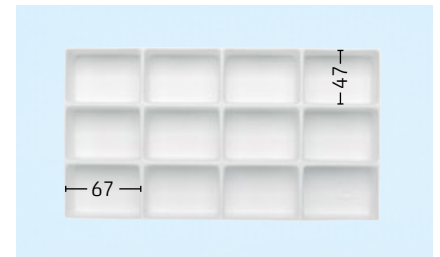
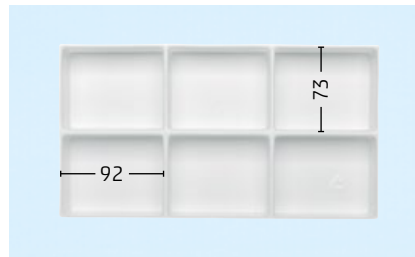
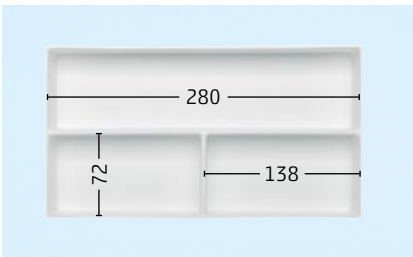
**BASIC DESIGN CASES** Inside 288 x 157 x 38 mm, Outside 295 x 175 x 42 mm




◀ Choice of two lid types ▶




**VACUUM-FORMED INLAYS** (matching Art. No. 2448928 or 2447026, height 42 mm)



**HINGED LID BOXES**



Art. No.	① <b>V 8-1</b>	② <b>V 8-2</b>	③ <b>V 8-3</b>	④ <b>V 8-4</b>	⑤ <b>V 8-5</b>	⑥ <b>V 8-7</b>	⑦ <b>V 8-11</b>	⑧ <b>V 8-17</b>
Inside dimensions	75 x 50 x 33	75 x 50 x 45	76 x 50 x 27	100 x 75 x 27	106 x 75 x 46	156 x 106 x 46	210 x 75 x 50	75 x 50 x 50
Colours	● bottom part   for orders of more than 2000 pcs. additional colours available						① Lid crystal clear	
Note	stackable   DGBM-hinger, smooth outside							



Art. No.	<b>V 8-15-2-2-8-8</b>
	Hinged box with snap-in lock
Inside dimensions	220 x 130 x 35
Colours	●




Art. No.	<b>V 8-10 SCH-2-1-8-1</b>	● crystal clear
Art. No.	<b>V 8-10 SCH + V-2-1-8-1</b>	● crystal clear
Art. No.	<b>V 8-10 SCH + V-2-2-8-8</b>	●●
Art. No.	<b>V 8-10 ST-2-1-5-1</b>	● crystal clear
Art. No.	<b>V 8-10 ST-2-1-8-1</b>	● crystal clear
Art. No.	<b>V 8-10 ST-2-1-10-1</b>	● crystal clear
Inside dimensions	205 x 95 x 45	
Note:	For lid Polycarbonate Mat. No. D = 12	




Art. No.	<b>V 8-13 SCH-2-1-8-1</b>	● crystal clear
Art. No.	<b>V 8-13 SCH-2-2-8-8</b>	●●
Inside dimensions	310 x 112 x 45	



Art. No. without lock	Art. No. with lock
○ <b>V 9-14-1-1-1-1</b>	<b>V 9-14-SCH+V 2-1-1-1</b>
● <b>V 9-14-2-1-7-1</b>	<b>V 9-14-SCH+V 2-1-7-1</b>
● <b>V 9-14-2-1-8-1</b>	<b>V 9-14-SCH+V 2-1-8-1</b>
Outside dimensions	211 x 110 x 20 18 compartments



Art. No.	<b>V 8-6-2-1-10-1</b>	B. ● L. crystal clear
Art. No.	<b>V 8-6-2-1-3-1</b>	B. ● L. crystal clear
Art. No.	<b>V 8-6-2-1-8-1</b>	B. ● L. crystal clear
Note:	DGBM-hinges, smooth outside	
	1 compartment	



Material:	PP	
Art. No.	● <b>V 20-30</b>	● <b>V 20-31</b>
Inside dimensions	130 x 80 x 30	130 x 80 x 50
Art. No.	● <b>V 20-32</b>	● <b>V 20-33</b>
Inside dimensions	178 x 133 x 78	221 x 121 x 55
Note:	Foam inlays on request.	



Suitcases on Licefa.de



SUITCASE SIZES **WHITE CASES** (see page 59)

Art. No.*	Suitcase	Dimension in mm			Format
		Length	Width	Height	
2443554	K 2000 Mini	90	65	21	Business card size
2443382	K 2012	120	80	24	< Format A6
2431427	K 2009	153	107	30	Format A6
2431449	K 2005	170	130	37	Oversized format A6, CD cover size
2431428	K 2001	240	170	42	Oversized format A5, flat
2431452	K 2004	270	185	76	Oversized format A5, medium-high
2431429	K 2002	270	185	93	Oversized format A5, high
2444574	K 2013	312	233	46	Format A4, flat
2431445	K 2006	335	240	71	Format A4, medium-high
2432141	K 2000	340	250	53	Format A4, flat
2430935	K 2007	365	245	105	Oversized format A4, high
2432745	K 2011	375	265	80	Oversized format A4, medium-high





Film suitcases



SUITCASE SIZES RED CASES

Art. No.	Suitcase	Dimension in mm			Format
		Length	Width	Height	
2449535	K 2000 Mini	90	65	21	Business card size
2449536	K 2012	120	80	24	< Format A6
2449537	K 2009	153	107	30	Format A6
2449538	K 2005	170	130	37	Oversized format A6, CD cover size
2449539	K 2001	240	170	42	Oversized format A5, flat
2449540	K 2004	270	185	76	Oversized format A5, medium-high
2449541	K 2002	270	185	93	Oversized format A5, high
2449542	K 2013	312	233	46	Format A4, flat
2449543	K 2006	335	240	71	Format A4, medium-high
2449544	K 2000	340	250	53	Format A4, flat
2449545	K 2007	365	245	105	Oversized format A4, high
2449546	K 2011	375	265	80	Oversized format A4, medium-high

Usable inside dimensions in mm

Dimensions subject to errors and corrections!

## SUITCASES + FOAM INLAYS

### MASK AND HYGIENE BOX



Inside dimensions of box:  
185 x 90 x 35 mm

**Design:**

Box designed with film hinge and film closure,  
individual custom-printing facilities available on request



#### The LICEFA Mask and Hygiene box

Art. No. 8900161 with print (empty box)

Art. No. 8900162 with print, hygiene box (empty box)



**Examples of application:**

- For masks and/or hygiene products
- For automobiles
- For surgeries, hospitals, businesses, etc.

### HYGIENE SUITCASE



**Examples of application:**

- For general storage requirements
- Ideal for automobiles
- The perfect gift

*Contents example only*

#### The LICEFA Hygiene Box

med. contents, like masks and gloves are examples only,  
Individual custom-printing facilities available on request





Suitcase table 2022

lfd-No.	Length	Width	Height	Art. No.	Page in catalogue
1	90	65	21	K 2000 Mini	44
2	120	80	24	K 2012	45
3	153	107	30	K 2009	46
4	165	145	22	K 16522	60
5	170	130	37	K 2005	47
6	222	145	40	K 725	61
7	240	170	42	K 2001	48
8	240	188	44	K 3000	60
9	258	178	45	K 726	61
10	270	185	76	K 2004	49
11	270	185	93	K 2002	50
12	270	201	70	K 27070	60
13	272	192	111	K 6006	61
14	296	230	76	K 3001	60
15	312	233	46	K 2013	51
16	319	225	49	K 727	61
17	324	236	117	K 6008	61
18	331	236	65	K 6009	61
19	335	240	71	K 2006	52
20	337	234	106	K 6007	61
21	338	229	79	K 730	61
22	340	250	53	K 2000	53
23	365	245	105	K 2007	54
24	368	290	90	K 3002	60
27	371	261	96	K 6010	61
25	375	265	80	K 2011	55
26	375	265	81	K 780	61
28	400	320	100	K 40100	60
29	400	320	175	K 40175	60
31	410	272	113	K 2003	56
32	422	299	123	K 2010	57
33	428	306	137	K 6000	61
34	428	306	157	K 6001	61
35	428	306	192	K 6002	61
36	429	308	102	K 782	61
37	429	308	122	K 783	61
38	431	311	81	K 781	61
40	440	364	120	K 44120	60
41	445	328	144	K 2008	58
42	450	325	100	K 1006	60
43	450	360	132	K 3003	60
44	480	376	150	K 48150	60
45	506	355	232	K 6005	61
46	506	355	197	K 6004	61
47	510	361	162	K 6003	61
48	525	385	120	K 1007	60
49	546	435	156	K 3004	60
50	570	445	150	K 57150	60

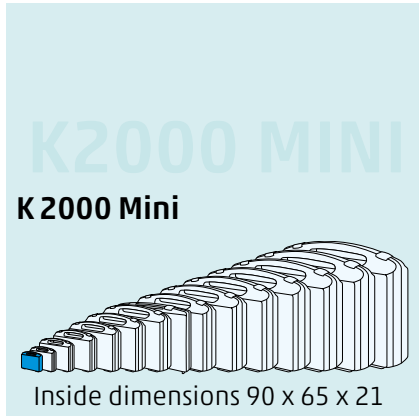
For further suitcase sizes please refer to pages 62 – 64: **strong cases**

**Strong cases** are very robust suitcases which amongst others are suitable for outdoor application



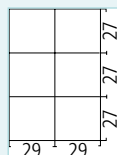
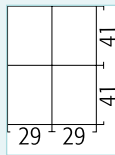
# SUITCASES + INLAYS

## SUITCASES AND INSERTS



Art. No.	<b>K 2000 MINI</b> Made of polypropylen
Inside dimensions	90 x 65 x 21
Height bottom part	10 mm
Colours	○ ● ● ● ●
	Special colours on request
Please note	Design with ball hinge and snap lock

### STANDARD INSERTS



Art. No.	<b>TE 4 K-MINI</b>	<b>TE 6 K-MINI</b>	<b>K 2000 MINI Dental</b> Insert for bite splint, empty
----------	--------------------	--------------------	--

### Miniature promotion case K 2000 MINI

Example:  
Miniature case for  
visiting cards with  
USB-Stick



Example:  
Mini case (K 2000 Mini  
Dental) incl. Insert for bite  
splint with content.



Example:  
Miniature case with im-  
print as gift box.

Example:  
Miniature case as assortment  
box for skin caring creams when  
travelling.




Example:  
Miniature case as mailing  
campaign box.



Example:  
Miniature case as box for playing  
cards.

SUITCASES AND INSERTS



Art. No.	Suitcase colours		
	Bottom part	Lid	Lock
2443314	(N)	(N)	●
2443521	●	●	●
2443525	○	○	●
2443523	●	●	●
Special designs			
2443383 (p. 96 + 97)	▲ ●	●	●
2443382 (p. 40, 59)	(W)	(W)	○

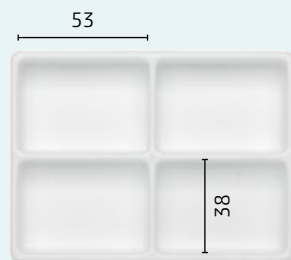
(N) = naturally transparent (W) = white (T) = transparent



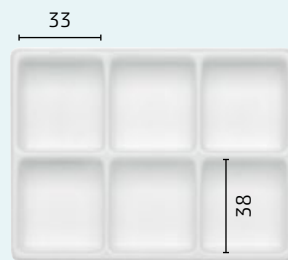
VACUUM FORMING INSERTS (white)



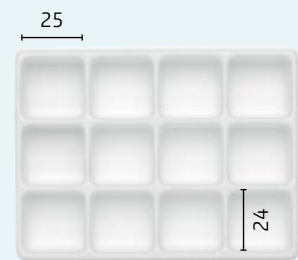
TE 3 K12



TE 4 K12




TE 6 K12



TE 12 K12

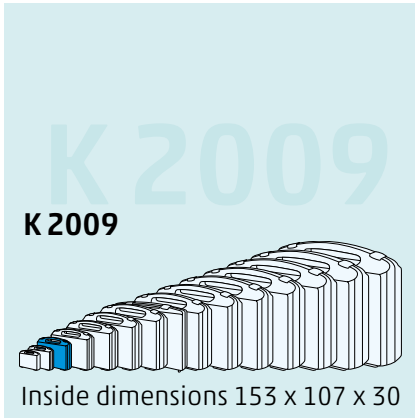
FOAM INSERTS



Napped foam inlay set  
Art. No. **K 2012 Noppe**

# SUITCASES + INLAYS

## SUITCASES AND FOAM INSERTS

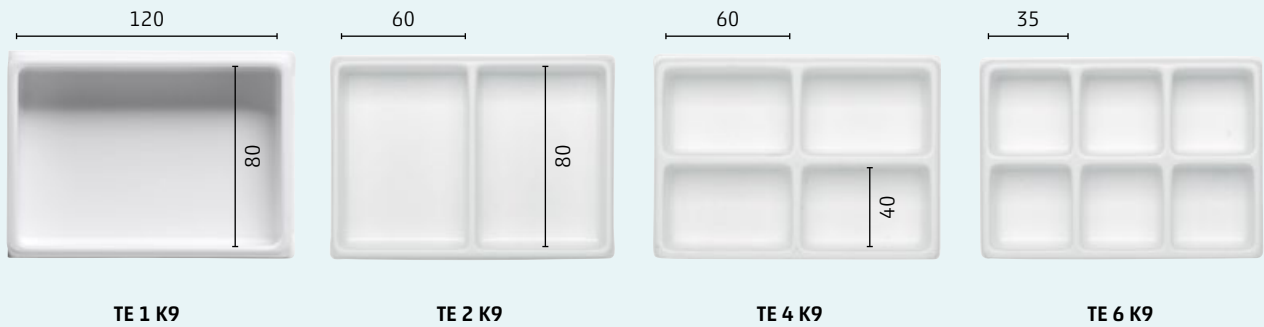


Art. No.	Suitcase colours		
	Bottom part	Lid	Lock
2429429	(N)	(N)	●
2429438	●	(N)	●
2429439	●	●	●
2429440	○	○	●
2429441	●	●	●
Special designs			
2431427 (p. 40, 59)	(W)	(W)	○


(N) = naturally transparent (W) = white (T) = transparent



## VACUUM FORMING INSERTS



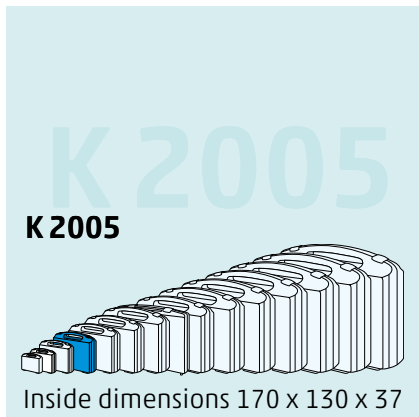
## FOAM INSERTS



Art. No. **K 2009 Noppe**  
 Napped foam inlay set



SUITCASES AND INSERTS

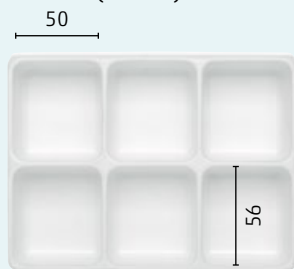


Art. No.	Suitcase colours		
	Bottom part	Lid	Lock
2424025	(N)	(N)	●
2424029	●	(N)	●
2424033	●	●	●
2424036	○	○	●
2424027	●	●	●
Special designs			
2424023 (p. 96 + 97)	▲ ●	●	●
2431449 (p. 40, 59)	(W)	(W)	○

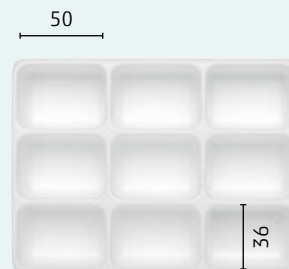
(N) = naturally transparent (W) = white (T) = transparent



VACUUM FORMING INSERTS (white)



TE 6 K5



TE 9 K5

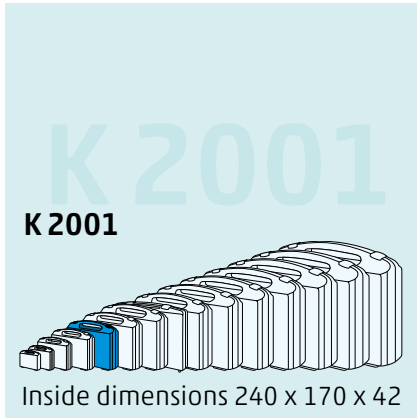
FOAM INSERTS



Art. No. K 2005 Noppe  
Napped foam inlay set

# SUITCASES + INLAYS

## SUITCASES AND INSERTS

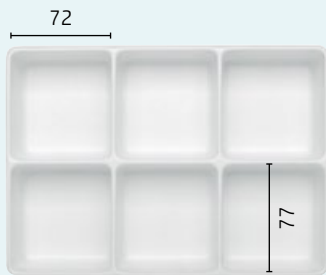


Art. No.	Suitcase colours		
	Bottom part	Lid	Lock
2432248	(N)	(N)	●
2432249	●	(N)	●
2432251	●	●	●
2432253	○	○	●
2432246	●	●	●
Special designs			
2432284 (p. 96 + 97)	▲ ●	●	●
2431428 (p. 40, 59)	⊗	⊗	○

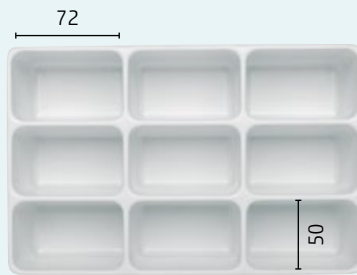
⊗ = naturally transparent   ⊗ = white



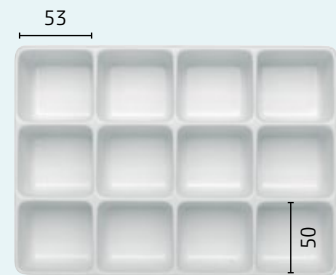
## VACUUM FORMING INSERTS (white)



TE 6 K1



TE 9 K1



TE 12 K1

## FOAM INSERTS



Art. No. K 2001 Noppe



Art. No. K 2001 Raster PU  
Grid: 10 x 10, thickness: 17

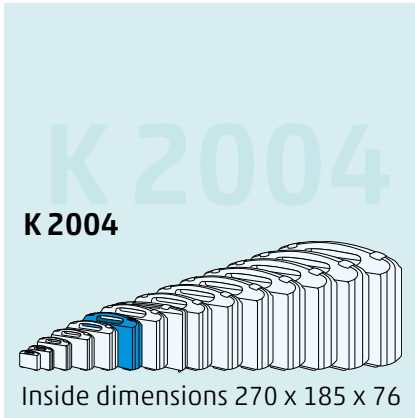


Art. No. K 2001 Raster PE



Art. No. K 2001 Dental  
see chapter 9 page 108

SUITCASES AND INSERTS



Art. No.	Suitcase colours		
	Bottom part	Lid	Lock
2432236	(N)	(N)	●
2432240	●	(N)	●
2432242	●	●	●
2432244	○	○	●
2432234	●	●	●
Special designs			
2432285 (p. 96 + 97)	▲ ●	●	●
2431452 (p. 40, 59)	(W)	(W)	○

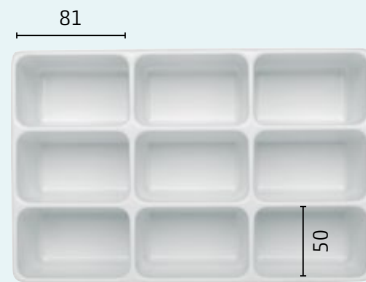
(N) = naturally transparent (W) = white (T) = transparent



VACUUM FORMING INSERTS (white)



TE 6 K4



TE 9 K4

FOAM INSERTS



Art. No. K 2004 Noppe



Art. No. K 2004 Raster PU  
Grid: 10 x 10, thickness: 30



Art. No. K 2004 Raster PE

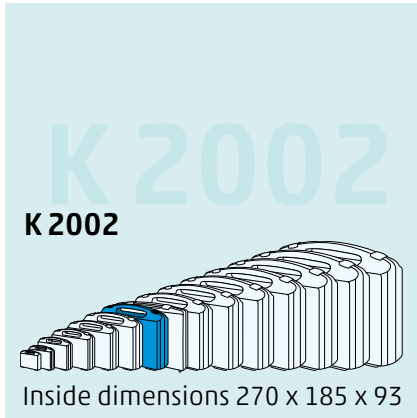


Art. No. K 2004 Dental  
see chapter 9 page 108



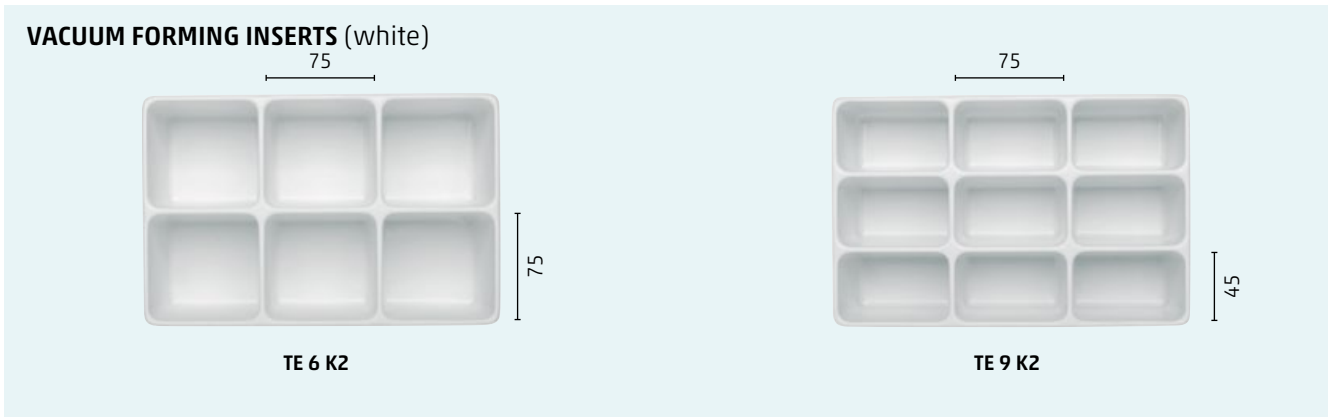
# SUITCASES + INLAYS

## SUITCASES AND INSERTS

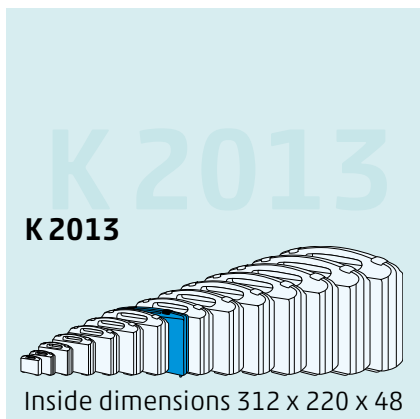


Art. No.	Suitcase colours		
	Bottom part	Lid	Lock
2432211	(N)	(N)	●
2432212	●	(N)	●
2432214	●	●	●
2432216	○	○	●
2432209	●	●	●
Special designs			
2431429 (p. 40, 59)	(W)	(W)	○

(N) = naturally transparent (W) = white (T) = transparent



SUITCASES AND FOAM INSERTS



Art. No.	Suitcase colours		
	Bottom part	Lid	Lock
<b>2444574</b>	Ⓜ	Ⓜ	○

Ⓜ = white


See White Cases on page 42, 61

**Minimum quotation special colours:  
 300 pieces on request.**



# SUITCASES + INLAYS

## SUITCASES AND INSERTS




Art. No.	Suitcase colours		
	Bottom part	Lid	Lock
2432169	(N)	(N)	●
2432170	●	(N)	●
2432172	●	●	●
2432174	○	○	●
2432167	●	●	●
Special designs			
2443727 (p. 96 + 97)	▲ ●	●	●
2431445 (p. 40, 59)	(W)	(W)	○


(N) = naturally transparent (W) = white



## VACUUM FORMING INSERTS (white)



TE 4 K6



TE 8 K6

## FOAM INSERTS



Art. No. **K 2006 Noepe**



Art. No. **K 2006 Raster PU**  
Grid: 10 x 10, thickness: 30




Art. No. **K 2006 Raster PE**



Art. No. **K 2006 Dental-Set blau**  
see chapter 9 page 109

SUITCASES AND INSERTS

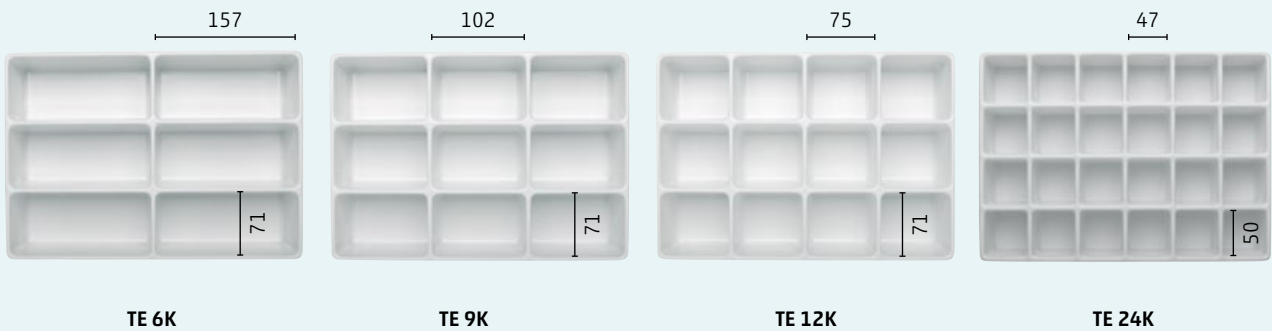


Art. No.	Suitcase colours		
	Bottom part	Lid	Lock
2432153	(N)	(N)	●
2432162	●	(N)	●
2432158	●	●	●
2432160	○	○	●
2432155	●	●	●
Special designs			
2432141 (p. 40, 59)	(W)	(W)	○
2432286 (p. 96 + 97)	▲ ●	●	●

(N) = naturally transparent (W) = white



VACUUM FORMING INSERTS (white)



FOAM INSERTS



Art. No. K 2000 Noppe



Art. No. K 2000 Raster PU  
Grid: 12 x 12, thickness: 20

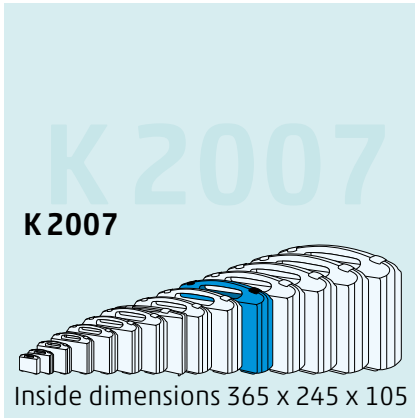


Art. No. K 2000 Raster PE  
Grid: 12 x 12, thickness: 20



# SUITCASES + INLAYS

## SUITCASES AND INSERTS



Art. No.	Suitcase colours		
	Bottom part	Lid	Lock
2432203	(N)	(N)	●
2432204	●	(N)	●
2432903	●	●	●
2432207	○	○	●
2432201	●	●	●
Special designs			
2444070 (p. 96 + 97)	●	●	●
2430935 (p. 40, 59)	(W)	(W)	○

(N) = naturally transparent (W) = white (T) = transparent



### STANDARD INSERTS – VACUUM-FORMED WITH VARIABLE PARTITIONS




Art. No. **TE 3 K7** Vario

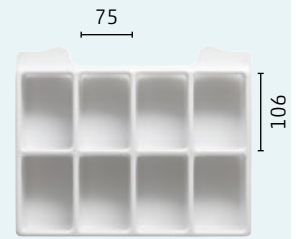


Art. No. **TE 4 K7** Vario

### VACUUM FORMING INSERTS (half height of suitcase)



**TE 4 K7**



**TE 8 K7**

### FOAM INSERTS



Art. No. **K 2007 Noppe**



Art. No. **K 2007 Raster PU**  
Grid: 15 x 15, thickness: 40

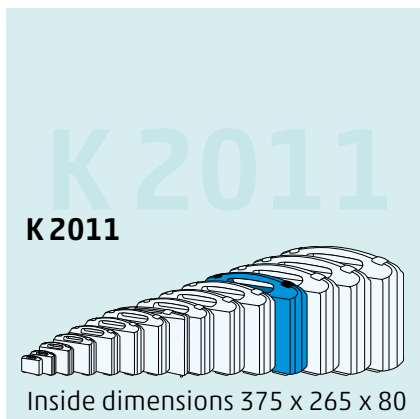


Art. No. **K 2007 Raster PE**



Art. No. **K 2007 Dental-Set blau**  
see chapter 9 page 109

SUITCASES AND INSERTS




Art. No.	Suitcase colours		
	Bottom part	Lid	Lock
2432180	(N)	(N)	●
2432181	●	(N)	●
2432183	●	●	●
2432185	○	○	●
2432178	●	●	●
Special designs			
2432904 (p.96 + 97)	▲ ●	●	●
2432745 (p.40, 59)	Ⓜ	Ⓜ	○

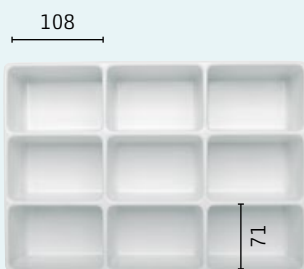
(N) = naturally transparent (W) = white



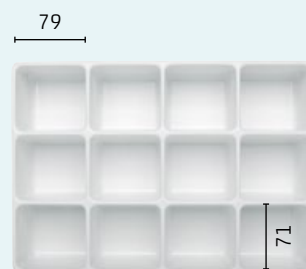
VACUUM FORMING INSERTS (white)



TE 6 K11



TE 9 K11



TE 12K11

FOAM INSERTS



Art. No. **K 2011 Noppe**




Art. No. **K 2011 Raster PU**  
Grid: 12 x 12, thickness: 20



Art. No. **K 2011 Raster PE**  
Grid: 12 x 12, thickness: 20

# SUITCASES + INLAYS

## SUITCASES AND INSERTS



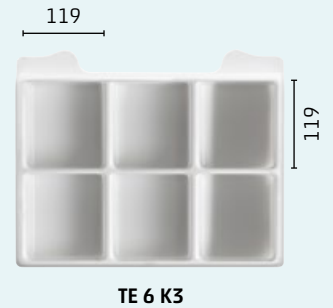

Art. No.	Suitcase colours		
	Bottom part	Lid	Lock
2432190	Blue	Blue	Red
2432192	White	White	Blue
2432188	Black	Black	Red
Special designs			
2443702 (p. 96 + 97)	Black with yellow triangle	Black	Black




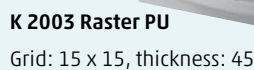
### STANDARD INSERTS – VACUUM-FORMED WITH VARIABLE PARTITIONS



### VACUUM-FORMED STANDARD INSERTS (half height of suitcase)




### FOAM INSERTS



# SUITCASES + FOAM INLAYS

## SUITCASES AND FOAM INSERTS



Art. No.	Suitcase colours		
	Bottom part	Lid	Lock
2434320	●	●	●
2434309	○	○	●
2434311	●	●	●
Material	ABS		



## FOAM INSERTS



Art. No. **K 2010** Noppe

Case lids  
Napped foam  
Gridded foam  
Base plate 10 mm



**K 2010** Raster PU  
Grid: 15 x 15 / Thickness: 45




**K 2010** Raster PE



# SUITCASES + FOAM INLAYS

## SUITCASES AND FOAM INSERTS



Art. No.	Suitcase colours		
	Bottom part	Lid	Lock
2424114	Blue	Blue	Red
2424117	White	White	Blue
2424109	Black	Black	Red
Material	ABS		



## STANDARD INSERTS (FOAM)

**Napped foam - inlay set**



Art. No. **K 2008 Noppe**

**Gridded foam inlay set**

Case lids  
Napped foam  
Gridded foam  
Base plate 10 mm



**K 2008 Raster PU**

Grid: 17 x 17 / thickness: 60



**K 2008 Raster PE**

## EXAMPLES FOR APPLICATION





SUITCASE SIZES **WHITE CASES**

Art.-No.*	Suitcase	Inside dimensions			Format
		Length mm	Width mm	Height mm	
2443554	<b>K 2000 Mini</b>	90	65	21	Business card size
2443382	<b>K 2012</b>	120	80	24	< Format A6
2431427	<b>K 2009</b>	153	107	30	Format A6
2431449	<b>K 2005</b>	170	130	37	Oversized format A6, CD cover size
2431428	<b>K 2001</b>	240	170	42	Oversized format A5, flat
2431452	<b>K 2004</b>	270	185	76	Oversized format A5, medium-high
2431429	<b>K 2002</b>	270	185	93	Oversized format A5, high
2444574	<b>K 2013</b>	312	233	46	Format A4, flat
2431445	<b>K 2006</b>	335	240	71	Format A4, medium-high
2432141	<b>K 2000</b>	340	250	53	Format A4, flat
2430935	<b>K 2007</b>	365	245	105	Oversized format A4, high
2432745	<b>K 2011</b>	375	265	80	Oversized format A4, medium-high

\* colour fastener: grey  
further colours on request!



Usable inside dimensions in mm

Dimensions subject to errors and corrections!

## SUITCASES + FOAM INLAYS

### SUITCASE AND FOAM INSERTS


#### Serie K 3000 - 3004



Art. No.	K 3000	K 3001	K 3002	K 3003	K 3004
Inside dimension	240 x 188 x 44	296 x 230 x 76	368 x 290 x 90	450 x 360 x 132	546 x 435 x 156
Colours	Kofferschale	● ● ●		K 3003 Noppe	K 3004 Noppe
	Verschluss	●		K 3003 Raster	K 3004 Raster
Note: Gridded foams inserts on request				Material ABS	ABS

#### RESISTANT CASES



Art. No.	K 16522	K 27070	K 40100	K 40175	K 44120	K 48150	K 57150
Inside dimension	165 x 145 x 22	270 x 201 x 70	400 x 320 x 100	400 x 320 x 175	440 x 364 x 120	480 x 376 x 150	570 x 445 x 150
Lid height	11 mm	35 mm	50 mm	75 mm	60 mm	75 mm	75 mm
Bottom part height	11 mm	35 mm	50 mm	100 mm	60 mm	75 mm	75 mm
Colours*	Case shell	●	* Colour of case shell and closure				
	Lock	●	only in combination (see  )				

### LARGE VOLUME SUITCASE

#### Serie K 1006 - 1007



Art. No.	K 1006	K 1007
Inside dim.	450 x 325 x 100	530 x 385 x 120
Colours	Case shell	● ●
	Lock	● ●

# SUITCASES + FOAM INLAYS

## FLAT SUITCASES WITH INTEGRATED HINGES

## FLAT SUITCASES OVERSIZED DIN A4



No.	1	2	3	4	5	6	7	8
Art. No	<b>K725</b>	<b>K726</b>	<b>K727</b>	<b>K730</b>	<b>K780</b>	<b>K781</b>	<b>K782</b>	<b>K783</b>
Inside dimension	222 x 145 x 40	258 x 178 x 45	319 x 225 x 49	338 x 229 x 79	375 x 265 x 81	431 + 311 x 81	429 x 308 x 102	429 x 308 x 122
Height bottom + lid	30 + 10	33 + 12	36 + 13	55 + 24	40,5 + 40,5	61 + 41	61 + 41	61 + 61
Colours suitcase	● ● ○	● ● ○	● ● ○	● ● ○	● ● ○	● ● ○	● ● ○	● ● ○
Colour combination lid and fastener	-	-	-	-	● — ● ● — ● ○ — ●	● — ● ● — ● ○ — ●	● — ● ● — ● ○ — ●	● — ● ● — ● ○ — ●

## LARGE VOLUME SUITCASES AND SUITCASES WITH FLAT LID



Dimensions	All dimensions		Art. No.	Colour combinations		Case design criteria	
	Total	Base		Lid	Fastener	high volume	flat lid
<b>272 x 192 x 111</b>	45,5	65,5	<b>K 6006</b>	colour lid      colour handle ● — ● ● — ● ○ — ●		no	no
<b>331 x 236 x 65</b>	27,0	38	<b>K 6009</b>		no	yes	
327 x 234 x 106	27,0	79,0	<b>K 6007</b>		no	yes	
324 x 236 x 117	38,0	79,0	<b>K 6008</b>		no	yes	
371 x 261 x 96	40,0	56,0	<b>K 6010</b>		no	no	
<b>428 x 306 x 137</b>	41,0	96,0	<b>K 6000</b>		yes	yes	
428 x 306 x 157	61,0	96,0	<b>K 6001</b>		yes	no	
428 x 306 x 192	96,0	96,0	<b>K 6002</b>		yes	no	
<b>510 x 361 x 162</b>	81,0	81,0	<b>K 6003</b>		yes	no	
506 x 355 x 197	81,0	116,0	<b>K 6004</b>		yes	no	
506 x 355 x 232	116,0	116,0	<b>K 6005</b>		yes	no	



## SUITCASES + FOAM INLAYS

### PREMIUM STRONG CASES

- **Function of the Strong Cases:** protection, transport and storage
- **Properties of the Strong Cases:** water-, dust-, and shockproof
- **Useful equipment details on request:**  
e.g. castors and retractable handles
- **Printing of the Strong Cases:**  
customised screen printing possible on request

### ■ Foam inserts for cases:

- > Grid foam inlay available as standard for all cases from 1 piece upwards
- > customised foam inserts on request



### APPLICATION EXAMPLES: CASES FOR DRONES



### EQUIPMENT EXAMPLES



### Foam on request



### STANDARD INSERTS GRID AND NAP FOAM

## SUITCASES + FOAM INLAYS

## PREMIUM STRONG CASES



Inside dimensions	Outside dim.	Bottom	Lid	Art No.	Colour
188 x 124 x 79	231 x 173 x 97	66	13	PSC 903-000X*	1 2 3 4 5 6 7 8 9
213 x 152 x 94	259 x 201 x 114	74	20	PSC 904-000X*	1 2 3 4 5 6 7 8 9
239 x 188 x 140	318 x 257 x 152	104	36	PSC 905-000X*	1 2 3 4 5 6 7 8 9
241 x 190 x 190	318 x 249 x 203	155	35	PSC 908-000X*	1 2 3 4 5 6 7 8 9
291 x 178 x 93	321 x 229 x 111	60	33	PSC 909-000X*	0 1 3 4 5 6 7 8 14
336 x 234 x 104	363 x 282 x 120	71	33	PSC 910-000X*	0 1 2 3 4 5 6 7 8 9
361 x 236 x 157	401 x 307 x 173	104	53	PSC 915-000X*	1 2 3 4 5 6 7 8 9
378 x 249 x 218	429 x 328 x 236	165	53	PSC 918-000X*	1 3 4 5 6 7
381 x 267 x 157	424 x 340 x 173	104	53	PSC 920-000X*	1 2 3 4 5 6 7 8 9
422 x 287 x 137	472 x 366 x 161	91	46	PSC 923-000X*	1 3 4 5 7
432 x 300 x 163	475 x 376 x 178	108	53	PSC 925-000X*	1 3 4 5 6 7
457 x 330 x 175	503 x 406 x 193	121	53	PSC 930-000X*	1 3 4 5 6 7
457 x 330 x 2415	505 x 409 x 257	185	53	PSC 933-000X*	1 3 4 5 7
521 x 287 x 191	559 x 356 x 229	137	53	PSC 935-000X*	1 3 4 5 6 7 8 9
546 x 318 x 294	605 x 394 x 336	241	53	PSC 938-000X*	1 3 4
508 x 356 x 203	557 x 429 x 216	150	53	PSC 940-000X*	1 3 4 5 6 7
559 x 432 x 208	638 x 505 x 224	155	53	PSC 945-000X*	1 3 4 5 6 7
521 x 389 x 257	579 x 465 x 297	203	53	PSC 950-000X*	1 3 4 5 7
559 x 432 x 259	650 x 508 x 300	206	53	PSC 955-000X*	1 3 4
559 x 432 x 328	645 x 508 x 368	274	53	PSC 960-000X*	1 3 4 6 7
737 x 457 x 269	826 x 536 x 318	216	53	PSC 963-0001	1
737 x 457 x 356	826 x 536 x 404	302	53	PSC 965-0001	1
930 x 368 x 152	1010 x 440 x 168	111	41	PSC 985-000X*	1 6
1118 x 368 x 152	1196 x 440 x 168	111	41	PSC 990-000X*	1 6
1321 x 368 x 152	1399 x 440 x 168	111	41	PSC 995-000X*	1 6 7

\*Colour No. 000X: 0 beige, 1 black, 2 lime, 3 orange, 4 yellow, 5 silver, 6 olive, 7 graphite, 8 blue, 9 red, 14 pink

For further suitcase sizes please refer to page 64: **ECONOMIC Strong Cases**

## ECONOMIC STRONG CASES



ECONOMIC Strong Cases

Inside dimensions in mm	Total	Base	Lid	Handle	Art. No.	Empty weight approx kg
<b>235 x 180</b>	106	81	25	normal	<b>SC 235/105</b>	0,82
235 x 180	156	131	25	normal	<b>SC 235/155</b>	0,96
<b>300 x 225</b>	132	99	33	normal	<b>SC 300</b>	1,62
<b>426 x 290</b>	159	114	45	normal	<b>SC 430</b>	2,76
<b>500 x 350</b>	194	136	58	normal	<b>SC 505</b>	3,90
500 x 350	194	136	58	telescope handle	<b>SC 505 TR</b>	5,00
<b>520 x 290</b>	200	155	45	normal	<b>SC 520</b>	3,58
520 x 290	200	155	45	telescope handle	<b>SC 520 TR</b>	5,80
<b>538 x 405</b>	190	140	50	normal	<b>SC 540/190</b>	4,74
538 x 405	190	140	50	telescope handle	<b>SC 540/190 TR</b>	6,28
538 x 405	245	195	50	normal	<b>SC 540/245</b>	5,30
538 x 405	245	195	50	telescope handle	<b>SC 540/245 TR</b>	6,84
<b>620 x 460</b>	250	190	60	normal	<b>SC 620/250</b>	6,98
620 x 460	250	190	60	telescope handle	<b>SC 620/250 TR</b>	8,50
620 x 460	340	280	60	normal	<b>SC 620/340</b>	8,08
620 x 460	340	280	60	telescope handle	<b>SC 620/340 TR</b>	9,60
<b>750 x 480</b>	280	220	60	normal	<b>SC 750/280</b>	10,20
750 x 480	400	340	60	normal	<b>SC 750/400</b>	12,10
<b>800 x 370</b>	145	100	45	normal	<b>SC 800</b>	6,20
<b>1100 x 370</b>	140	95	45	normal	<b>SC 1100</b>	7,86


Vacuum-Formed Inserts  
please see Chapter 10





Tote boxes on [Licefa.de](http://Licefa.de)




**EURO BOXES** loading weight until 25 kg possible

 see chapter 8



 see page 91

loading weight until 25 kg possible



loading weight until 25 kg possible

**Euro boxes, standard version with and without finger holes**

Art. No.	Kind of handle	Colour	Outside dim. in mm	Inside dimensions in mm
<b>Euro 1</b>	Rim	silver-grey	400 x 300 x 120	370 x 270 x 105
<b>Euro 2</b>	Open grip*	silver-grey	400 x 300 x 220	370 x 270 x 205
<b>Euro 3</b>	Open grip*	silver-grey	600 x 400 x 120	570 x 370 x 115
<b>Euro 4</b>	Open grip*	silver-grey	600 x 400 x 270	570 x 370 x 265
<b>DEK 1-2/Euro</b>	Top cover for <b>Euro 1</b> and <b>Euro 2</b>			
<b>DEK 3-4/Euro</b>	Top cover for <b>Euro 3</b> and <b>Euro 4</b>			

\* rim also available, please inquire separately

Please specify type of handle (rim or finger hole) when ordering!

**KLT-system box DIN 30820**

Art. No.	Kind of handle	Outside dim. in mm	Inside dimensions in mm
<b>KLT 1</b>	Rim	400 x 300 x 169	334 x 247 x 103
<b>KLT 2</b>	Rim	400 x 300 x 280	334 x 247 x 236
<b>D KLT 1-2</b>	Top cover for <b>KLT 1</b> and <b>KLT 2</b>		
<b>KLT 3</b>	Rim	600 x 400 x 213,5	532 x 346 x 164,5
<b>KLT 4</b>	Rim	600 x 400 x 280	532 x 346 x 231
<b>D KLT 3-4</b>	Top cover for <b>KLT 3</b> and <b>KLT 4</b>		

**FOLDING BOX WITHOUT LID**



**NEW**

Art No.	Outside dimensions	Inside dimensions
<b>2450023</b>	400 x 300 x 220	365 x 265 x 215
<b>2450024</b>	600 x 400 x 220	567 x 367 x 212
<b>2450025</b>	600 x 400 x 320	567 x 367 x 312
<b>2450026</b>	800 x 600 x 445	748 x 570 x 408
Further sizes on request		

**FOLDING BOX WITH LID**



**NEW**

Art. No.	Outside dimensions	Inside dimensions
<b>2450027</b>	400 x 300 x 220	365 x 265 x 200
<b>2450028</b>	600 x 400 x 220	567 x 367 x 200
<b>2450029</b>	600 x 400 x 320	567 x 367 x 300
<b>2450030</b>	800 x 600 x 445	748 x 570 x 415
Further sizes on request		

## TRANSPORT + STORAGE TRAYS AND BOXES FOR SMALL PARTS



Art. No. **A 4-1**  
 Base area 175 x 100 Height inside 34 mm  
 Top edge 205 x 125  
 Colours Further colours on request  
 Note Special design conductive




Art. No. **A 4-2**  
 Base area 190 x 120 Height inside 50 mm  
 Colours Further colours on request  
 Note can be stacked nested, when turned even with content



Art. No. **A 4-3**  
 Base area 210 x 150 Height inside 40 mm  
 Top edge 260 x 200  
 Colours Further colours on request




Art. No. **A 4-10** **A 4-10/4** transparent  
 Base area 280 x 160  
 Height inside 22 mm  
 Colours   
 Note Vacuum-formed top cover (4 mm higher)

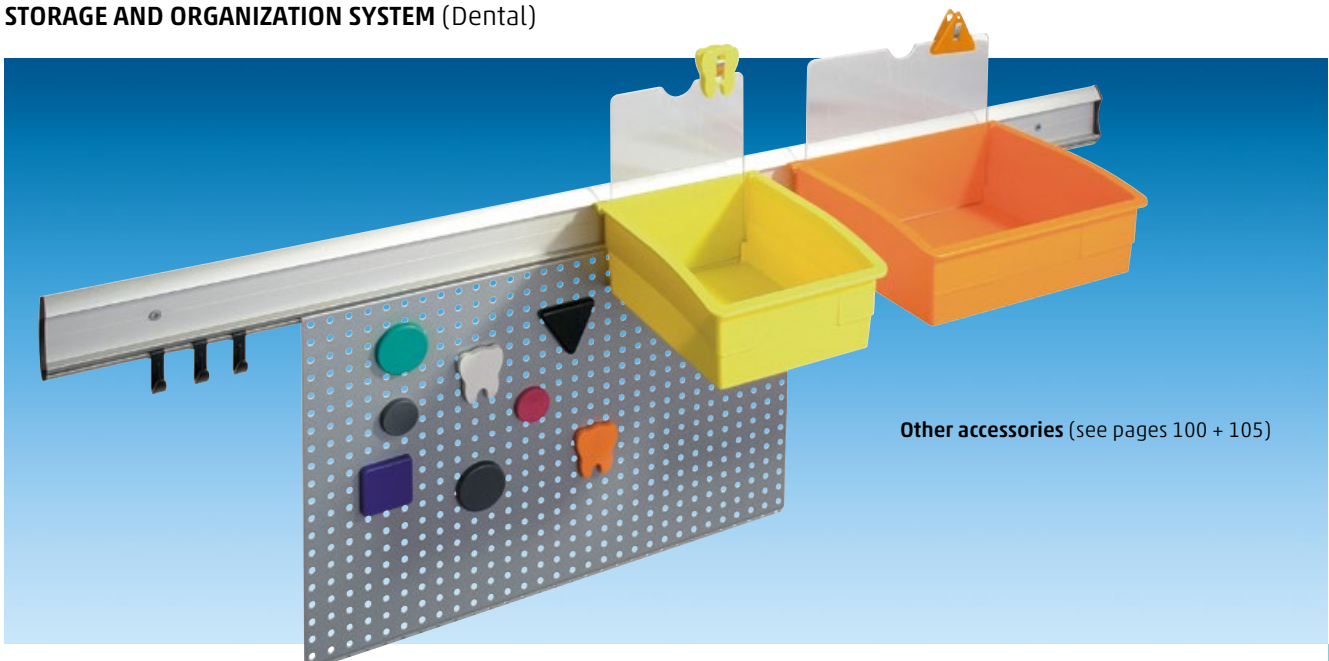


Art. No. **A 4-8** tote box, stackable holder  
**A 4-8/20** Label with exchangeable card  
 Inside dimensions 435 x 270  
 Height inside 110 mm  
 Colours Further colours on request

### MAGNETIC PINS




## STORAGE AND ORGANIZATION SYSTEM (Dental)




Other accessories (see pages 100 + 105)


STACKABLE BOXES AND TRAYS FOR SPECTACLE FRAMES



Stackable carrying rack for up to 8 optical working trays  
 Art. No. **A4-70-Color-Tray** (s. illustration above)  
 Outside dimensions Height of frame 610 mm, width 190 mm, depth 252 mm





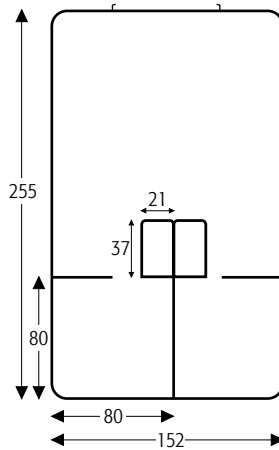
Stackable carrying rack for up to 10 optical working trays  
 Art. No. **A 4-4 Color-Tray** (s. illustration above)  
 Outside dimensions Height of frame 610 mm, width 190 mm, depth 252 mm




Art. No. **A 4-70** with compartments  
 Dimensions 260 x 165 x 70  
 Colours transparent



Art. No. **A 4-70 N** without compartments  
 Dimensions 260 x 165 x 70  
 Colours transparent



Art. No. **A 4-4** with compartments  
 Dimensions 260 x 165 x 45  
 Colours transparent



Art. No. **A 4-4 N** without compartments  
 Dimensions 260 x 165 x 45  
 Colours transparent





- PLASTIC DRAWER CABINETS
- STANDARD INSERTS vacuum-formed
- DRAWER ROLLBOYS
- SELECTIVE CUPS FOR DRAWERS

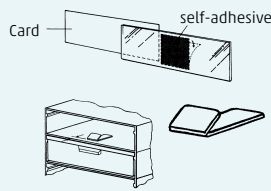


Drawer cabinets on [Licefa.de](http://Licefa.de)



## DRAWER CABINETS

### PLASTIC DRAWER CABINETS, PLUG-IN SYSTEM TYPE OF CABINET AFS 236/20


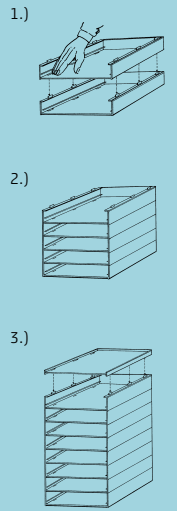


Art. No.	Description	Colour
8169001	Top mounting frame for AFS 236 (without plug in apertures)	○ grey
8169002	Mounting frame for AFS 236/20 275 x 250 x 30 outside (with plug in apertures)	○ grey
8169000	Base plate for AFS 236 275 x 250 x 8 outside (1 x per cabinet)	○ grey
8162000	Drawer for AFS 236/20	○ white
8162002	Drawer for AFS 236/20	● yellow
8162003	Drawer for AFS 236/20	● red
8162004	Drawer for AFS 236/20	● green
8162005	Drawer for AFS 236/20 261 x 236 x 20 internal	● blue


#### Additional options

8169003	Identification label for AFS 236 and 340 70x14, with exchangeable cards	transparent
8169013	Stopper for AFS 236 and 340	○ grey


#### Instructions for self-assembly



Art. No.	<b>8900007</b>
	without inserts with labels
Colours	see illustration

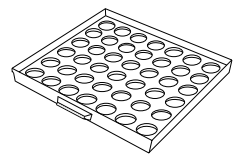



Art. No.	<b>8900159*</b> Drawer box
	without inserts without labels
Colours	Drawers ○ ● ● ● ●
Inside dimensions	261 x 236 x 20
Note	Plug-in system, variable height, disassembly possible



Art. No.	<b>2422412</b> Lid
	(not if used as drawer)

### VACUUM-FORMED STANDARD DRAWER INSERTS Polystyrene white Dimensions: 340 x 250 x 17 mm



**T 2-5** Insert for boxes 27 mm Ø, for 42 boxes **2426057**

see chapter 8 on page 90

## DRAWER CABINETS

**PLASTIC DRAWER-CABINETS** Identification labels incl., please order inserts separately (see pages 72, 74, 76).

The drawers are delivered in colours as shown in the pictures.



Art. No.	<b>8900001</b>	<b>8900002</b>	<b>8900003</b>
Dimensions	340 x 250 x 22 (dimensions see page 72)	340 x 250 x 40 (dimensions see page 74)	340 x 250 x 62 (dimensions see page 76)
Note	The Licefa cabinet family can be combined in any way.		



Licefa drawer cabinets with support frame made from metal



**Rollboys**

Art. No.	<b>8900004</b>	<b>8900005</b>	<b>8900006</b>
----------	----------------	----------------	----------------

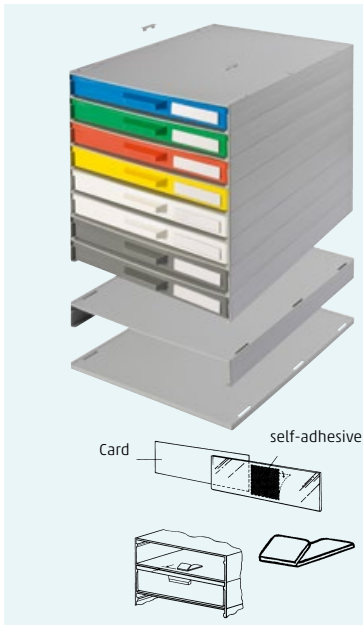
Identification labels incl., please order inserts separately (see pages 72, 74, 76)

Usable inside dimensions in mm.

Dimensions subject to errors and corrections!

## DRAWER CABINETS

### PLASTIC DRAWER-CABINETS, PLUG-IN SYSTEM TYPE OF CABINET AFS 340/22




Art. No.	Description	Colour
8169011	Mounting frame for AFS 340/22 355 x 267 x 33 mm outside (with plug in apertures)	○ grey
8169010	Base plate for AFS 340 355 x 267 x 8 outside (1 x per cabinet)	○ grey
8169012	End plugs for top frame only AFS 340 1 set = 6 pieces	○ grey
8162007	Drawer for AFS 340/22	○ white
8162008	Drawer for AFS 340/22	● yellow
8162009	Drawer for AFS 340/22	● red
8162010	Drawer for AFS 340/22	● green
8162011	Drawer for AFS 340/22	● blue
8162012	Drawer for AFS 340/22 340 x 250 x 22 internal	● grey
<b>Additional options</b>		
8169003	Identifaction label AFS 236 und 340 70x14, with exchangeable cards	transparent
8169013	Stopper for AFS 236 und 340	○ grey

#### Instructions for self-assembly

- 
- 
- 
- 
- 

Each of the locking pins must snap in clearly audible. Disassembly in reverse order of assembly.


### VACUUM-FORMED STANDARD DRAWER INSERTS Polystyrene white Dimensions: 340 x 250 x 17 mm




TE 8-4




TE 14-4




TE 16-4




TE 25-4




TE 30-4  
Compartments rounded at the bottom



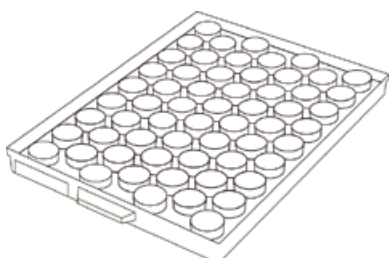
TE 42-4



TE 45-4



TE 81-4



Insert **TE 60-4**  
for 60 round boxes  
**V 1-12** 27 Ø x 13 mm



# DRAWER CABINETS

**DRAWER CABINET AFS 340/22** flat drawer (format A4, height 40 mm inside) Identification labels incl., please order inserts separately (see page 72)  
The drawers are delivered in colours as shown in the pictures



Art. No. <b>8900016</b>	<b>8900017</b>	<b>8900018</b>	<b>8900019</b>	<b>8900020</b>	<b>8900021</b>
Drawer: <input type="radio"/>	<input checked="" type="radio"/>	<input checked="" type="radio"/>	<input checked="" type="radio"/>	<input checked="" type="radio"/>	<input checked="" type="radio"/>
Frame: <input type="radio"/>	<input type="radio"/>	<input type="radio"/>	<input type="radio"/>	<input type="radio"/>	<input type="radio"/>



Art. No. <b>8900167</b>	AFS 340/22 9-compartment white ABS
Drawer: <input type="radio"/>	
Frame: <input type="radio"/>	



Art. No. <b>8900169</b>	AFS 340/22 9-compartment lightgrey ABS
Drawer: <input type="radio"/>	
Frame: <input type="radio"/>	



Art. No. <b>8900168</b>	AFS 340/22 9-compartment transparent ABS
Drawer: <input checked="" type="radio"/>	
Frame: <input checked="" type="radio"/>	

**Advantages: New cabinets made out of ABS material, uniform colouring and easy handling of the drawers.**

## DRAWERS ROLLBOYS

Identification labels incl., please order inserts separately (see pages 72)



Art. No. <b>8900031</b>	with 36 drawers
	with pad 585 x 365
	(see inside dimensions drawers page 90)
Overall dimensions	318 x 365 x 806



Art. No. <b>8900004</b>	with 18 drawers
Overall dimensions	318 x 365 x 806
Note	Inserts and identification labels to be ordered separately



Art. No. <b>8900028</b>	with 36 drawers
Overall dimensions	585 x 365 x 806
Note	Inserts and identification labels to be ordered separately

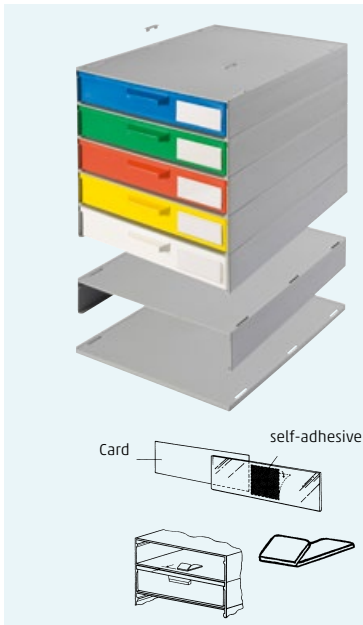
Usable inside dimensions in mm.

Dimensions subject to errors and corrections!



## DRAWER CABINETS

### PLASTIC DRAWER CABINETS, PLUG-IN SYSTEM TYPE OF CABINET AFS 340/40



Art. No.	Description	Colour
8169014	Mounting frame for AFS 340/40 355 x 267 x 50 mm outside, (with plug in apertures)	○ grey
8169010	Base plate for AFS 340 355 x 267 x 8 mm outside (1 x per cabinet)	○ grey
8169012	End plugs for top frame only AFS 340 1 set = 6 pieces	○ grey
8162019	Drawer for AFS 340/40	○ white
8162020	Drawer for AFS 340/40	● yellow
8162021	Drawer for AFS 340/40	● red
8162022	Drawer for AFS 340/40	● green
8162023	Drawer for AFS 340/40	● blue
8162024	Drawer for AFS 340/40 340 x 250 x 40 mm internal	● grey
<b>Additional options</b>		
8169004	Identification label for AFS 340 70x25, with exchangeable cards	transparent
8169013	Stopper for AFS 236 and 340	○ grey

#### Instructions for self-assembly


- 1.)
- 2.)
- 3.)
- 4.) Turn round cabinet and put onto base plate
- 5.)

Each of the locking pins must snap in clearly audible. Disassembly in reverse order of assembly.


### VACUUM-FORMED STANDARD DRAWER INSERTS Polystyrene white Dimensions: 340 x 250 x 38 mm



TE 3 S




TE 6 S




TE 9 S




TE 12 S




TE 16 S




TE 22 AS



TE 22 S  
Compartments rounded at the bottom



TE 25 S



TE 30 S  
Compartments rounded at the bottom

# DRAWER CABINETS

**DRAWER CABINET AFS 340/40** middle high drawer (format A4, height 40 mm inside)

Identification labels incl., please order inserts separately (see page 74)  
The drawers are delivered in colours as shown in the pictures



Art. No. <b>8900016</b>	<b>8900017</b>	<b>8900018</b>	<b>8900019</b>	<b>8900020</b>	<b>8900021</b>
Drawer: <input type="radio"/>	<input checked="" type="radio"/>	<input checked="" type="radio"/>	<input checked="" type="radio"/>	<input checked="" type="radio"/>	<input checked="" type="radio"/>
Frame: <input type="radio"/>	<input type="radio"/>	<input type="radio"/>	<input type="radio"/>	<input type="radio"/>	<input type="radio"/>



**NEW**

Art. No. <b>8900167</b>
AFS 340/40 6-compartment white ABS
Drawer: <input type="radio"/>
Frame: <input type="radio"/>



**NEW**

Art. No. <b>8900169</b>
AFS 340/40 6-compartment lightgrey ABS
Drawer: <input type="radio"/>
Frame: <input type="radio"/>



**NEW**

Art. No. <b>8900168</b>
AFS 340/40 6-compartment transparent ABS
Drawer: <input checked="" type="radio"/>
Frame: <input checked="" type="radio"/>

**Advantages: New cabinets made out of ABS material, uniform colouring and easy handling of the drawers.**

## DRAWER ROLLBOYS

Identification labels incl., please order inserts separately (see page 76)



Art. No. <b>8900032</b> with 24 drawers
with pad 585 x 365
Overall dimensions 585 x 365 x 806
(see page 90)



Art. No. <b>8900005</b>
with 12 drawers
Overall dimensions 318 x 365 x 806

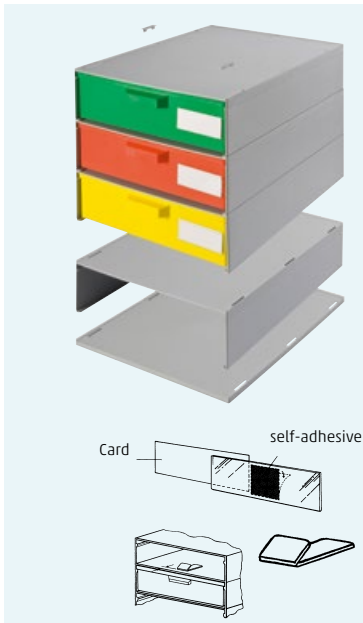


Art. No. <b>8900029</b>
with 24 drawers
Overall dimensions 585 x 365 x 806

## DRAWER CABINETS

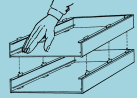
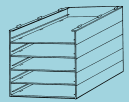
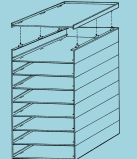
PLASTIC DRAWER CABINETS, PLUG-IN SYSTEM  
TYPE OF CABINET AFS 340/62

## INDIVIDUAL COMPONENTS




Art. No.	Description	Colour
8169015	Mounting frame for AFS 340/62 355 x 267 x 75 mm outside (with plug in apertures)	○ grey
8169010	Base plate for AFS 340 355 x 267 x 8 outside (1 x per cabinet)	○ grey
8169012	End plugs for top frame only AFS 340 1 set = 6 pieces	○ grey
8162034	Drawer for AFS 340/62	○ white
8162035	Drawer for AFS 340/62	● yellow
8162036	Drawer for AFS 340/62	● red
8162037	Drawer for AFS 340/62	● green
8162038	Drawer for AFS 340/62	● blue
8162039	Drawer for AFS 340/62 340 x 250 x 62 mm internal	● grey
<b>Additional options</b>		
8169004	Identification label for AFS 340 70x25, with exchangeable cards	transparent
8169013	Stopper for AFS 236 and 340	○ grey

Instructions  
for self-assembly


- 1.) 
- 2.) 
- 3.) 
- 4.) Turn round cabinet and put onto base plate
- 5.) Turn round cabinet and put onto base plate

## VACUUM-FORMED STANDARD DRAWER INSERTS Polystyrene white


Dimensions: 340 x 250 x 53 mm




TE 4-60




TE 6-60



TE 9-60



TE 12 K



TE 24 K

## Inserts with round cavities:

- T 2-8 K**  
88 cavities  
23 Ø x 17 mm
- T 2-15 K**  
63 cavities  
26 Ø x 20 mm



Each of the locking pins must snap in clearly audible. Disassembly in reverse order of assembly.

# DRAWER CABINETS

**DRAWER CABINET AFS 340/62** high drawer (format A4, height 62 mm inside)

Identification labels incl., please order inserts separately (see page 76)  
The drawers are delivered in colours as shown in the pictures



Art. No. **8900022**      **8900023**      **8900024**      **8900025**      **8900026**      **8900027**

Drawer: ○      ●      ●      ●      ●      ●

Frame: ○      ○      ○      ○      ○      ○



Art. No. **8900170**

AFS 340/62 4-compartment white ABS

Drawer: ○

Frame: ○



Art. No. **8900171**

AFS 340/62 4-compartment lightgrey ABS

Drawer: ○

Frame: ○



Art. No. **8900172**

AFS 340/62 4-compartment transparent ABS

Drawer: ⊕

Frame: ⊕

**Advantages: New cabinets made out of ABS material, uniform colouring and easy handling of the drawers.**

## DRAWER ROLLBOYS

Identification labels incl., please order inserts separately (see page 76)



Art. No. **8900033**

with 16 drawers

with pad 585 x 365

Overall dimensions 585 x 365 x 806

(see page 90)



Art. No. **8900006**

with 8 drawers

Overall dimensions 318 x 365 x 806



Art. No. **8900030**

with 16 drawers

Overall dimensions 585 x 365 x 806

Usable inside dimensions in mm.

Dimensions subject to errors and corrections!



## DRAWER CABINETS

**SELECTIVE CUPS** (conductive type Liastat \*) black, standard type grey and white




Art. No. **8900122**

s. page 74

2 drawers with 24 inserts each **2425703**

2 drawers with 12 inserts each **2425692**

2 drawers with 6 inserts each **2425715**



Art. No. **8900123**

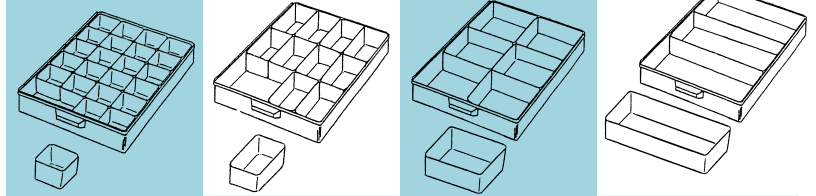
s. page 76

1 drawer with 30 inserts each **2425707**

1 drawer with 15 inserts each **2425696**

1 drawer with 6 inserts each **2425717**

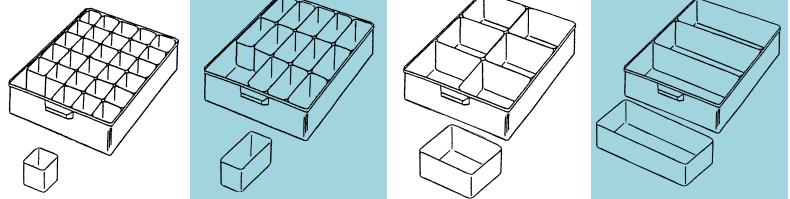
Inserts	24	12	6	3
grey	<b>2425703</b>	<b>2425692</b>	<b>2425715</b>	
white	<b>2425698</b>	<b>2425691</b>	<b>2425714</b>	<b>2443072</b>
<b>EGB</b>	<b>2425704</b>	<b>2425693</b>	<b>2425716</b>	<b>2443071</b>
outside	62 x 56 x 33	112 x 62 x 33	124 x 112 x 33	248 x 112 x 33
inside	59 x 53 x 31	109 x 59 x 31	121 x 109 x 31	242 x 109 x 31



Special size **V 6-28/2**; 110 x 42 x 35 outside 18 pcs per box


Drawers **340/40** with lid, **340/40 ESD** as flat box or with inserts as assortment box

Inserts	30	15	6	3
white	<b>2425707</b>	<b>2425696</b>	<b>2425717</b>	<b>2443739</b>
<b>EGB</b>	<b>2425708</b>	<b>2425697</b>	<b>2425718</b>	<b>2443738</b>
outside	56 x 50 x 54	113 x 50 x 54	125 x 113 x 54	250 x 113 x 54
inside	53 x 47 x 52	109 x 47 x 52	121 x 109 x 52	242 x 109 x 52



### COVER PLATES / LIDS FOR DRAWERS

Note: For A1-2 / Plate 1 or 2 can be inserted into the drawer frame!



**A 1-2/4-7-1 Lid**    **A 1-2 Platte 2** Cover plate (grip hole)

### EMPTY CASINGS | TRANSPORT AIDS FOR SUPERSTRUCTURES



Metal frame

Art. No. **2422513**

Overall dimensions 366 x 298 x 396

### EMPTY ROLLBOYS



Rollboy Single

Art. No. **8169080**

Outside dimensions 318 x 365 x 806



Rollboy Double

Art. No. **8169082**


Outside dimensions 585 x 365 x 806



Conductive boxes on Licefa.de



Film ESD boxes



SMD Boxes

Also known as "mouse's loo!"



**TERMS AND STANDARDS**

ESD. is the electrostatic discharge as potential equalization between loaded bodies by direct contact or flashover.

Standards  
DIN EN 61340-5-1. Electrostatics – Part 5:1: Protection of electronic components against electrostatic phenomena – general requirements.











Conductive materials. If the surface resistivity is larger  $10^2$  Ohm and smaller  $10^5$  Ohm (according to DIN EN 61340-5-1).



Dissipative materials. If the surface resistivity is larger  $10^5$  Ohm and smaller  $10^{11}$  (according to DIN EN 61340-5-1).

SMD boxes – non-conductive

		Art. No.	Bottom part	Lid	Inside dim.	Characteristics
<b>N 1</b>		8150000		transparent	16 x 12 x 15	non-conductive
		8150001		transparent	16 x 12 x 15	non-conductive
		8150002		transparent	16 x 12 x 15	non-conductive
		8150003		transparent	16 x 12 x 15	non-conductive
		8150004		transparent	16 x 12 x 15	non-conductive
		8150005		○	16 x 12 x 15	non-conductive
		8150006		●	16 x 12 x 15	non-conductive
		8150007		●	16 x 12 x 15	non-conductive
		8150008		●	16 x 12 x 15	non-conductive
		8150009		●	16 x 12 x 15	non-conductive
<b>N 2</b>		8150010		transparent	37 x 12 x 15	non-conductive
		8150011		transparent	37 x 12 x 15	non-conductive
		8150012		transparent	37 x 12 x 15	non-conductive
		8150013		transparent	37 x 12 x 15	non-conductive
		8150014		transparent	37 x 12 x 15	non-conductive
		8150015		○	37 x 12 x 15	non-conductive
		8150016		●	37 x 12 x 15	non-conductive
		8150017		●	37 x 12 x 15	non-conductive
		8150018		●	37 x 12 x 15	non-conductive
		8150019		●	37 x 12 x 15	non-conductive
<b>N 3</b>		8150020		transparent	41 x 37 x 15	non-conductive
		8150021		transparent	41 x 37 x 15	non-conductive
		8150022		transparent	41 x 37 x 15	non-conductive
		8150023		transparent	41 x 37 x 15	non-conductive
		8150024		transparent	41 x 37 x 15	non-conductive
		8150025		○	41 x 37 x 15	non-conductive
		8150026		●	41 x 37 x 15	non-conductive
		8150027		●	41 x 37 x 15	non-conductive
		8150028		●	41 x 37 x 15	non-conductive
		8150029		●	41 x 37 x 15	non-conductive
<b>N 4</b>		8150030		transparent	68 x 57 x 15	non-conductive
		8150031		transparent	68 x 57 x 15	non-conductive
		8150032		transparent	68 x 57 x 15	non-conductive
		8150033		transparent	68 x 57 x 15	non-conductive
		8150034		transparent	68 x 57 x 15	non-conductive
		8150035		○	68 x 57 x 15	non-conductive
		8150036		●	68 x 57 x 15	non-conductive
		8150037		●	68 x 57 x 15	non-conductive
		8150038		●	68 x 57 x 15	non-conductive
		8150039		●	68 x 57 x 15	non-conductive



conductive material



dissipative material

# CONDUCTIVE BOXES + SMD BOXES

## SMD boxes – conductive – dissipative

		Art. No.	Bottom part	Lid	Inside dimensions	Characteristics
<b>N 1</b>		8150050	●	●	16 x 12 x 15	
		8150051	●	transparent*	16 x 12 x 15	
		8150058	●	●	16 x 12 x 15	
		8150059	●	●	16 x 12 x 15	
		8150055	●	transparent*	16 x 12 x 15	
		8150056	●	transparent*	16 x 12 x 15	
		8150057	●	transparent*	16 x 12 x 15	
		8150052	●	●	16 x 12 x 15	
		8150053	●	●	16 x 12 x 15	
8150054	●	●	16 x 12 x 15			
<b>N 1</b> half height	a) Conductive slab foam N1 5mm					
<b>N 2</b>		8150060	●	transparent*	37 x 12 x 15	
		8150061	●	●	37 x 12 x 15	
		8150068	●	●	37 x 12 x 15	
		8150069	●	●	37 x 12 x 15	
		8150065	●	transparent*	37 x 12 x 15	
		8150066	●	transparent*	37 x 12 x 15	
		8150067	●	transparent*	37 x 12 x 15	
		8150062	●	●	37 x 12 x 15	
		8150063	●	●	37 x 12 x 15	
8150064	●	●	37 x 12 x 15			
half height	a) Conductive slab foam N2 5mm					
<b>N 3</b>		8150070	●	●	41 x 37 x 15	
		8150071	●	transparent*	41 x 37 x 15	
		8150078	●	●	41 x 37 x 15	
		8150079	●	●	41 x 37 x 15	
		8150075	●	transparent*	41 x 37 x 15	
		8150076	●	transparent*	41 x 37 x 15	
		8150077	●	transparent*	41 x 37 x 15	
		8150072	●	●	41 x 37 x 15	
		8150073	●	●	41 x 37 x 15	
8150074	●	●	41 x 37 x 15			
<b>N 4</b>		8150080	●	●	68 x 57 x 15	
		8150081	●	transparent*	68 x 57 x 15	
		8150088	●	●	68 x 57 x 15	
		8150089	●	●	68 x 57 x 15	
		8150085	●	transparent*	68 x 57 x 15	
		8150086	●	transparent*	68 x 57 x 15	
		8150087	●	transparent*	68 x 57 x 15	
		8150082	●	●	68 x 57 x 15	
		8150083	●	●	68 x 57 x 15	
8150084	●	●	68 x 57 x 15			

Usable inside dimensions in mm.


\*transparent = smoke-crystal clear with vapour-deposited conductive layer as surface  
Dimensions subject to errors and corrections!



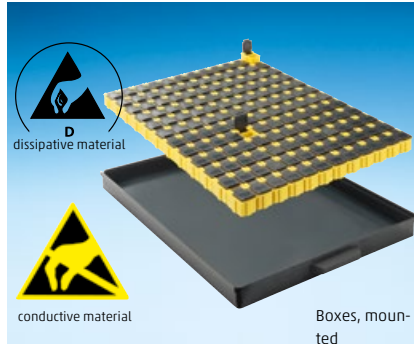


SMD CABINETS WITH CHIP CONTAINERS

N 1



Art. No. **8900056**  
 Drawer in yellow DISS with vacuum-formed insert, black ESD and 81 SMD boxes N1 yellow DISS with black ESD lids




Art. No. **8900052**  
 Drawer in black ESD with 144 SMD boxes N1 as block yellow DISS with black ESD lids

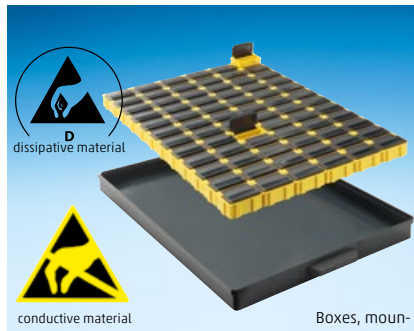


Art. No. SMD cabinet **8900034**  
 fitting exactly into **A 1-4/16-6-10**  
 Inside Dimensions 340 x 250 x 22

N 2



Art. No. **8900057**  
 Drawer in yellow DISS with vacuum-formed insert, black ESD and 25 SMD boxes N2 yellow DISS with black ESD lids and 25 SMD boxes N2 black ESD with yellow DISS lids




Art. No. **8900053**  
 Drawer black ESD with 72 SMD boxes N2 as a block yellow DISS with black ESD lids

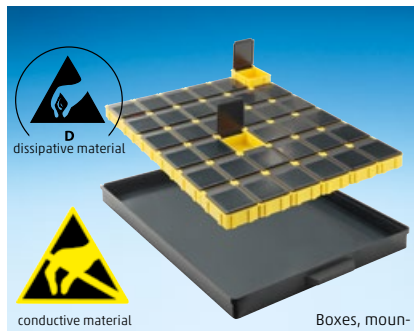


Art. No. SMD cabinet **8900035**  
 Cabinet with 3 drawers incl. 3 x 72 = 216 pcs

N 3



Art. No. **8900058**  
 Drawer yellow DISS with vacuum-formed insert, black ESD and 25 SMD boxes N3 yellow DISS with black ESD lids




Art. No. **8900054**  
 Drawer black ESD with 36 SMD boxes N3 as a block yellow DISS with black ESD lids

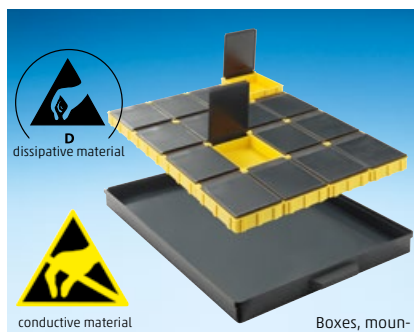


Art. No. SMD cabinet **8900036**  
 Cabinet with 3 drawers incl. 3 x 36 = 108 pcs


N 4




Art. No. **8900055**  
 Drawer black ESD with 16 SMD boxes N4 as a block yellow DISS with black ESD lids



Art. No. **8900055**  
 Drawer black ESD with 16 SMD boxes N4 as a block yellow DISS with black ESD lids



Art. No. SMD cabinet **8900037**  
 Cabinet with 3 drawers incl. 3 x 16 = 48 pcs



Also known as „mouse's loo“!



conductive material




dissipative material

# CONDUCTIVE BOXES + SMD BOXES


## MIXED-SMD-CABINETS



Art. No. SMD cabinet **8900038**  
Cabinet with 3 drawers incl.  
3 x 144 = 432 pcs



Art. No. SMD cabinet **8900042**  
Cabinet with 3 drawers incl.  
3 x 144 = 432 pcs



Art. No. SMD cabinet **8900046**  
Cabinet with 4 drawers various SMD  
collapsible boxes per drawer




Art. No. SMD cabinet **8900039**  
Cabinet with 3 drawers incl.  
3 x 72 = 216 pcs




Art. No. SMD cabinet **8900043**  
Cabinet with 3 drawers incl.  
3 x 72 = 216 pcs




Art. No. SMD cabinet **8900047**  
Cabinet with 4 drawers various SMD  
collapsible boxes per drawer




Art. No. SMD cabinet **8900040**  
Cabinet with 3 drawers incl.  
3 x 36 = 108 pcs




Art. No. SMD cabinet **8900044**  
Cabinet with 3 drawers incl.  
3 x 36 = 108 pcs



Art. No. SMD cabinet **8900048**  
Cabinet with 4 drawers various SMD  
collapsible boxes per drawer



Art. No. SMD cabinet **8900041**  
Cabinet with 3 drawers incl.  
3 x 16 = 48 pcs



Art. No. SMD cabinet **8900045**  
Cabinet with 3 drawers incl.  
3 x 16 = 48 pcs




Art. No. assortment box conductive **8120364**  
(see page 99) to fill with SMD-boxes on request

Usable inside dimensions in mm.

Dimensions subject to errors and corrections!



## SMD SPOOL RACK



Art. No. **V 11-4** (not conductive)

with 25 variable partitions and  
continuous identification rail  
(for spools up to Ø 250)

Basic dimensions 450 x 240

Colours



Art. No. **V 11-4-6-10** (conductive)

with 25 variable partitions and  
continuous identification rail  
(for spools up to Ø 250)

Basic dimensions 450 x 240

Colours



Art. No. **V 11-8-6-10** (conductive)

Spool stands for horizontal storage of  
SMD spools up to Ø 180  
(First in / First out)

Outside dimensions 186 x 173 x 210

Inside dimensions 182 x 169 x 190




Art. No. **V 11-7**

with 25 variable partitions and  
continuous identification rail  
(for spools up to Ø 330)

Basic dimensions 455 x 315

Colours



Art. No. **V 11-7-6-10** (conductive)

with 25 variable partitions and  
continuous identification rail  
(for spools up to Ø 330)

Basic dimensions 455 x 315

Colours




Art. No. **V 11-9-6-10** (conductive)

Spool stands for horizontal storage of  
SMD spools up to Ø 330  
(First in / First out)

Outside dimensions 339 x 319 x 210

Inside dimensions 335 x 315 x 190




Art. No. **V 11-14**

with 10 variable partitions and  
continuous identification rail  
(for spools up to Ø 380)

Basic dimensions 455 x 360

Colours



Art. No. **V 11-14-6-10** (conductive)

with 10 variable partitions and  
continuous identification rail  
(for spools up to Ø 380)

Basic dimensions 455 x 360

Colours



Art. No. **V 11-15-6-10** (conductive)

Spool stands for horizontal storage of  
SMD spools up to Ø 380  
(First in / First out)

Outside dimensions 380 x 370 x 250

Inside dimensions 375 x 365 x 230

## SMD CABINETS WITH ROUND BOXES FOR CHIPS

The drawers are delivered in colours as shown in the picture




Art. No. SMD cabinet **8900103**  
**A1-1 SMD green + 252 green boxes**




Art. No. SMD cabinet **8900104**  
**A1-1 SMD red + 252 red boxes**




Art. No. SMD cabinet **8900102**  
**A1-1 SMD blue + 252 blue boxes**



Art. No. SMD cabinet **8900105 ESD** 6-fold cabinets with inserts  
 and 252 round boxes **V 1-12-6-10**, 27 Ø x 13 upon request  
**V 1-12**, crystal clear including conductive layer



Art. No. SMD cabinet **8900100**  
**A1-1 SMD white + 252 white boxes**



Art. No. SMD cabinet **8900101**  
**A1-1 SMD yellow + 252 yellow boxes**





PLASTIC DRAWER CABINETS, PLUG-IN SYSTEM  
TYPE OF CABINET AFS 236/20



Article description	Art. No.	Instructions for self-assembly
<b>Drawer</b> 261 x 236 x 20 inside	<b>8162044</b> ●	1.)
<b>Mounting frame</b> 275 x 250 x 30 outside (with plug-in apertures)	<b>8169075</b> ●	2.)
<b>Top mounting frame</b> 275 x 250 x 30 outside (1 x per cabinet)	<b>8169076</b> ●	3.)
<b>Base plate</b> 275 x 250 x 8 outside (1 x per cabinet)	<b>8169077</b> ●	
Additional options		
<b>Identification label</b> self-adhesive, 70 x 14 with exchangeable cards	Card  self-adhesive <b>8169003</b>	
<b>Stopper</b>	<b>8169040</b>	



Art. No. **8900105**

Drawer 261 x 238 x 20 (inside)

Characteristics: conductive

Note: identification labels incl.

Please order inserts separately

(see below)



Art. No. **8162044** bottom part

Art. No. + **2422413** lid

Art. No. + **TE ... W-6-10** insert

see below as assortment case

Inside dimensions: 261 x 238 x 20

Characteristics: conductive

VACUM FORMED STANDARD DRAWER INSERTS (conductive version Liastat \*) black, inside dimension of compartments, inside depth 16 mm

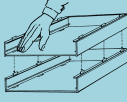
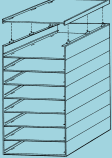

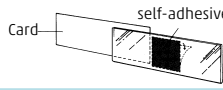

 <b>TE 4 W-6-10</b>	 <b>TE 5 W-6-10</b>	 <b>TE 6 W-6-10</b>	 <b>TE 16 AW-6-10</b>	 <b>TE 16 W-6-10</b>
 <b>TE 18 W-6-10</b>	 <b>TE 24 W-6-10</b>	 <b>TE 36 W-6-10</b>	 <b>TE 42 W-6-10</b>	 <b>TE 56 W-6-10</b>



## PLASTIC DRAWER CABINETS, PLUG-IN SYSTEM TYPE OF CABINET AFS 340/22



conductive material

Article description	Art. No.	Instructions for self-assembly
<b>Drawer</b> 340 x 250 x 22 inside	<b>8162015</b> ●	1.)  2.)  3.) Turn round cabinet and put onto base plate 4.) 
<b>Mounting frame</b> 355 x 267 x 33 outside (with plug-in apertures)	<b>8169037</b> ●	
<b>Base plate</b> 355 x 267 x 8 outside (1 x per cabinet)	<b>8169038</b> ●	
<b>End plugs</b> 1 set = 6 pcs.	<b>8169039</b> ●	
Additional options		
<b>Identification label</b> self-adhesive, 70 x 14 with exchangeable cards	<b>8169003</b>	
<b>Stopper</b>	<b>8169040</b>	

Each of the locking pins must snap in clearly audible. Disassembly in reverse order of assembly.



conductive material

Art. No. **8900117**  
 Drawer 340 x 250 x 22 (inside)  
 Characteristics: conductive  
 Note: identification labels incl.  
 Please order inserts separately  
 (see below)




conductive material


Art. No. **8162015** bottom part  
 Art. No. + **2422553** lid  
 Inserts: see below  
 See below as assortment cases  
 Inside dimensions: 340 x 250 x 22  
 Characteristics: conductive

### VACUM FORMED STANDARD DRAWER INSERTS Inside dimensions of compartments, conductive type Liastat \*) black


conductive material




**TE 8-4-6-10**




**TE 12-4-6-10**




**TE 14-4-6-10**




**TE 16-4-6-10**




**TE 25-4-6-10**




**TE 30-4-6-10\***




**TE 42-4-6-10**



**TE 45-4-6-10**



**TE 81-4-6-10**



**Insert 2426248  
for 60 round boxes  
8110226**

Usable inside dimensions in mm. \* Material Liastat = conductive/antistatic material, black. Surface resistance according to fabrication criteria 10<sup>3</sup>-10<sup>8</sup> Ohm.

Dimensions subject to errors and corrections!



PLASTIC DRAWER CABINETS, PLUG-IN SYSTEM  
TYPE OF CABINET AFS 340/40



conductive material

Article description	Art. No.	Instructions for self-assembly
<b>Drawer</b> 340 x 250 x 40 inside	<b>8162028</b> ●	
<b>Mounting frame</b> 355 x 267 x 50 outside (with plug-in apertures)	<b>8169078</b> ●	
<b>Base plate</b> 355 x 267 x 8 outside (1 x per cabinet)	<b>8169038</b> ●	
<b>End plugs</b> 1 set = 6 pcs.	<b>8169039</b> ●	
Additional options		
<b>Identification label</b> self-adhesive, 70 x 25 with exchangeable cards	<b>8169004</b>	<p>Each of the locking pins must snap in clearly audible. Disassembly in reverse order of assembly.</p>
<b>Stopper</b>	<b>8169040</b>	



conductive material

Art. No. **8900119**

Drawer 340 x 250 x 40 (inside)

Characteristics: conductive

Note: identification labels incl.

Please order inserts separately

(see below)



conductive material

Art. No. **8900124**

Note For further information see p. 82

2 drawers: 6 x **2425716**

2 drawers: 12 x **2425693**

2 drawers: 24 x **2425704**

VACUM FORMED STANDARD DRAWER INSERTS Conductive version Liastat \*) black

conductive material

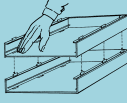
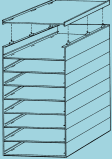

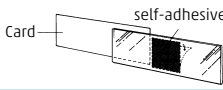

Inside dimension of compartments, inside depth 32

 <b>TE 3 S-6-10</b>	 <b>TE 6 S-6-10</b>	 <b>TE 9 S-6-10</b>	 <b>TE 12 S-6-10</b>	 <b>TE 16 S-6-10</b>
 <b>TE 22 S-6-10</b> Compartments rounded at the bottom	 <b>TE 22 AS-6-10</b>	 <b>TE 25 S-6-10</b>	 <b>TE 30 S-6-10</b> Compartments rounded at the bottom	



## PLASTIC DRAWER CABINETS, PLUG-IN SYSTEM TYPE OF CABINET AFS 340/62




Article description	Art. No.	Instructions for self-assembly
<b>Drawer</b> 340 x 250 x 62 inside	<b>8162043</b> ●	1.)  2.)  3.) Turn round cabinet and put onto base plate 4.) 
<b>Mounting frame</b> 355 x 267 x 75 outside (with plug-in apertures)	<b>8169079</b> ●	
<b>Base plate</b> 355 x 267 x 8 outside (1 x per cabinet)	<b>8169038</b> ●	
<b>End plugs</b> 1 set = 6 pcs.	<b>8169039</b> ●	
Additional options		
<b>Identification label</b> self-adhesive, 70 x 25 with exchangeable cards	<b>8169004</b>	
<b>Stopper</b>	<b>8169040</b>	

Each of the locking pins must snap in clearly audible. Disassembly in reverse order of assembly.








Art. No.	<b>8900121</b>
Drawer	340 x 250 x 62 (inside)
Characteristics:	conductive
Note:	identification labels incl.
Please order inserts separately (see below)	



Art. No.	<b>8900125</b>
Note	For further information see p. 82
1 Drawer	30 x <b>2425708</b>
1 Drawer	15 x <b>2425697</b>
1 Drawer	6 x <b>2425718</b>
1 Drawer	3 x <b>2443738</b>

## VACUM FORMED STANDARD DRAWER INSERTS Conductive version Liastat \*) black, inside height 53 mm

 <p><b>TE 4-60-6-10</b></p>	 <p><b>TE 6-60-6-10</b></p>	 <p><b>TE 9-60-6-10</b></p>	 <p><b>TE 12 K 6-10</b></p>
 <p><b>TE 24 K 6-10</b></p>			

Usable inside dimensions in mm. \* Material Liastat = conductive/antistatic material, black. Surface resistance according to fabrication criteria 10<sup>3</sup>-10<sup>8</sup> Ohm.

Dimensions subject to errors and corrections!



## EGB ROLLBOYS + EGB DRAWER CABINETS



Art. No.	<b>8900049</b>
	with 18 drawers with pad
	(cf. inside dimensions drawers page 91)
Outside dimensions	318 x 365 x 806
Note	Please order inserts separately,



Art. No.	<b>8900050</b>
	with 12 drawers with pad
	(cf. inside dimensions drawers page 92)
Outside dimensions	318 x 365 x 806
Note	Please order inserts separately, Additional products



Art. No.	<b>8900051</b>
	with 8 drawers with pad
	(cf. inside dimensions drawers page 93)
Outside dimensions	318 x 365 x 806
Note	Please order inserts separately, Additional products

**ESD-Wheels**

Art. No.	<b>Spiral cable</b> extremely flexible
	2.4 m x 2 x 1 MOhm safety resistance
	Earth connection: 10 mm push-button



Art. No.	<b>Wrist band</b> adjustable, flexible, interlaced, silver-plated synthetic fabrics, antiallergenic
----------	---



Art. No.	<b>8900031</b> with 36 drawers
	with pad 585 x 365
	(cf. inside dimensions drawers page 91)
Outside dimensions	585 x 365 x 806
Note	Please order inserts separately



Art. No.	<b>8900032</b> with 24 drawers
	with pad 585 x 365
	(cf. inside dimensions drawers page 92)
Outside dimensions	585 x 365 x 806
Note	Please order inserts separately




Art. No.	<b>8900033</b> with 16 drawers
	with pad 585 x 365
	(cf. inside dimensions drawers page 93)
Outside dimensions	585 x 365 x 806
Note	Please order inserts separately



conductive material

# CONDUCTIVE BOXES + SMD BOXES

## CONDUCTIVE BOXES



conductive material

Art. No.	Handle	Colour	Outside dimensions	Inside dimensions
<b>Euro 1-6-10</b>	Holding edge	black	400 x 300 x 120	370 x 270 x 115
<b>Euro 2-6-10</b>	Holding edge	black	400 x 300 x 220	370 x 270 x 215
<b>Euro 3-6-10</b>	Holding edge	black	600 x 400 x 120	570 x 370 x 115
<b>Euro 4-6-10</b>	Holding edge	black	600 x 400 x 270	570 x 370 x 265
<b>D Euro 1-2-6-10</b>	Lid for <b>Euro 1</b> and <b>Euro 2</b>			
<b>D Euro 3-4-6-10</b>	Lid for <b>Euro 3</b> and <b>Euro 4</b>			

## CONDUCTIVE FOLDBOXES



conductive material

Art. No.	Outside dimensions	Inside dimensions
<b>FB 4322 ESD</b>	400 x 300 x 220	365 x 265 x 215
<b>FB 4327 ESD</b>	400 x 300 x 270	365 x 265 x 265
<b>FB 6422 ESD</b>	600 x 400 x 220	567 x 367 x 212
<b>FB 6427 ESD</b>	600 x 400 x 270	567 x 367 x 262
<b>DFD 43 ESD</b>	400 x 300	Lid ESD
<b>DFD 64 ESD</b>	600 x 400	Lid ESD

## INSERT TRAYS FOR EURO BOXES



conductive material

Insert tray for Euro boxes

Art. No.	<b>ET-1-6-10</b>
	<b>EK 1-2/LWB</b> (400 x 300) stackable,
Inside dimensions	310 x 250 x 20



conductive material

Insert tray for Euro boxes

Art. No.	<b>ET-3-6-10</b>
	<b>EK 3-4/LWB</b> stackable,
Inside dimensions	520 x 345 x 60



conductive material

Trays for small printed boards

Art. No.	<b>TL 1</b> for 16 printed boards 105 x 50
Dimensions	350 x 225 x 30
Art. No.	<b>TL 2</b> for 15 printed boards 100 x 40
Dimensions	350 x 250 x 30
Art. No.	<b>TL 3</b> for 45 printed boards 50 x 30
Dimensions	350 x 250 x 23

## SMD-BOXES



Art. No. **8900126**

SMD packaging set with 32 cavities

18 Ø x 12 with individual top cover

(non-conductive)



Art. No. **8900128** (conductive) black  
for 6 pcs **V 11-5** (without top cover)

Art. No. **8900127**

non conductive



Art. No. **2427874**

V5-27 ESD: 77 x 55 x 12

Inlays: 35 comp. (approx. 7 x 6 mm  
bottom)

## SMD-BOXES



Art. No. **8900163** Inside 214 x 150 x 26

SMD-Set with 130 small boxes incl. foam inlay

Art. No. **2449795** Single Box

6 x 6 x 19

(non conductive)



Art. No. **V11-3** Inside 153 x 106 x 25


SMD-Set with 60 small boxes incl. foam inlay

Art. No. **2449795** Single Box

6 x 6 x 19

(non conductive)

## PRINTED PROFILES



Art. No.: **LP 1** printed boards L-Profil

Dimensions: 200 x 274 x 93

Art. No.: **LP 2** printed boards L-Profil

Dimensions: 350 x 263 x 125

25 slots for printed boards transport/  
storage service workshop


**VARIABLE CIRCUIT  
BOARD CUPBOARD**

with flat, wide drawers

(conductive)

Art. No. **A1-Z**

**Vario ESD**

Inside dimensions 380 x 345 x 18

with 3 mm conductive foam

Notes: Please also refer to page 120,  
Accessory tooth cabinet





conductive material

# CONDUCTIVE BOXES + SMD BOXES



conductive material

Art. No.	<b>V 1-12-6-6-10-10</b>	<b>V 1-11-6-6-10-10</b>	<b>V 2-101-6-6-10-10</b>	<b>V 2-102-6-6-10-10</b>
Inside dimensions	26 Ø x 13	26 Ø x 17,5	52 Ø x 40	52 Ø x 67


ROUND BOXES



conductive material

Art. No.	<b>V 20-200 ESD</b>	<b>V 20-201 ESD</b>	<b>V 20-202 ESD</b>	<b>V 20-203 ESD</b>	<b>V 20-204 ESD</b>	<b>V 20-205 ESD</b>
Inside dimensions	32 x 32 x 8	55 x 39 x 10	66 x 47 x 13	92 x 65 x 17	111 x 78 x 26	134 x 95 x 30


SNAP LOCK



conductive material

Art. No.	<b>V 3-4A-6-6-10-10*</b>	<b>V 3-12-6-6-10-10*</b>	<b>V 3-18-6-6-10-10*</b>	<b>V 3-40-6-6-10-10*</b>
Inside dimensions	27 x 27 x 12	50 x 30 x 16	57 x 36 x 17	80 x 50 x 27

RECTANGULAR BOXES



conductive material

Art. No.	<b>V 6-4-6-6-10-10</b>	<b>V 3-10-6-6-10-10</b>	<b>V 3-53-6-6-10-10</b>	<b>V 3-37-6-6-10-10</b>	<b>V 3-54-6-6-10-10</b>
Inside dimensions	6 comp. each 19 x 15 x 5	49,5 x 39,5 x 5	102 x 25 x 10	75 x 75 x 27	102 x 85 x 47




conductive material

Art. No. Stackable boxes, Turned-up lid	
<b>V 3-16-6-6-10-10</b>	55 x 55 x 25/16 inside
<b>V 3-17-6-6-10-10</b>	55 x 55 x 35/26 inside
<b>V 3-59-6-6-10-10</b>	115 x 55 x 35/26 inside
<b>V 3-61-6-6-10-10</b>	115 x 115 x 55/46 inside
Art. No. Stackable boxes, Hinged lid	
<b>V 8-1-6-6-10-10</b>	75 x 50 x 33 inside
<b>V 8-2-6-6-10-10</b>	75 x 50 x 45 inside
<b>V 8-5-6-6-10-10</b>	106 x 75 x 46 inside
<b>V 8-7-6-6-10-10</b>	156 x 106 x 46 inside
EGB foam inlay on request	



conductive material

STACKABLE BOXES



conductive material

Art. No.	<b>V 20-29-6-10</b>	<b>V 20-30-6-10</b>	<b>V 20-31-6-10</b>	<b>V 20-32-6-10</b>	<b>V 20-33-6-10</b>
Inside dimensions	130 x 80 x 14	130 x 80 x 30	130 x 80 x 50	178 x 133 x 78	221 x 121 x 55

HINGED BOXES



ASSORTMENT CASES SERIES SOK 108 ESD VACUUM-FORMING INSERTS (black)



Art. No. **8120370**  
 Inside dimensions 185 x 108 x 10



Art. No. **8129012**  
 Inside dimensions 185 x 108 x 29

conductive material

59 33 <b>2448799</b> Comp.: 9	35 33 <b>2448800</b> Comp.: 15	28 33 24 <b>2448801</b> Comp.: 24	
93 45 81 <b>2448802</b> Comp.: 2	25 45 <b>2448803</b> Comp.: 12	20 30 30 <b>2448804</b> Comp.: 17	20 30 <b>2448805</b> Comp.: 20

ASSORTMENT CASES SERIES SOK 166 ESD




Art. No. **8120364**  
 Inside dimensions 295 x 166 x 21



Art. No. **8120365**  
 Inside dimensions 295 x 166 x 39

47 52 <b>2448806</b> Comp.: 15	23 35 <b>2448807</b> Comp.: 35	20 35 <b>2448808</b> Comp.: 54	20 27 20 <b>2448809</b> Comp.: 72
69 88 <b>2448810</b> Comp.: 6	44 64 <b>2448811</b> Comp.: 12	44 49 <b>2448812</b> Comp.: 15	

## ASSORTMENT CASES SERIES SOK 210



Art. No. **8120396**

Inside dimensions 215 x 151 x 16



Art. No. **8120397**

Inside dimensions 214 x 150 x 26



Art. No. **8120398**

Inside dimensions 214 x 150 x 36



## ASSORTMENT CASES SERIES SOK 295



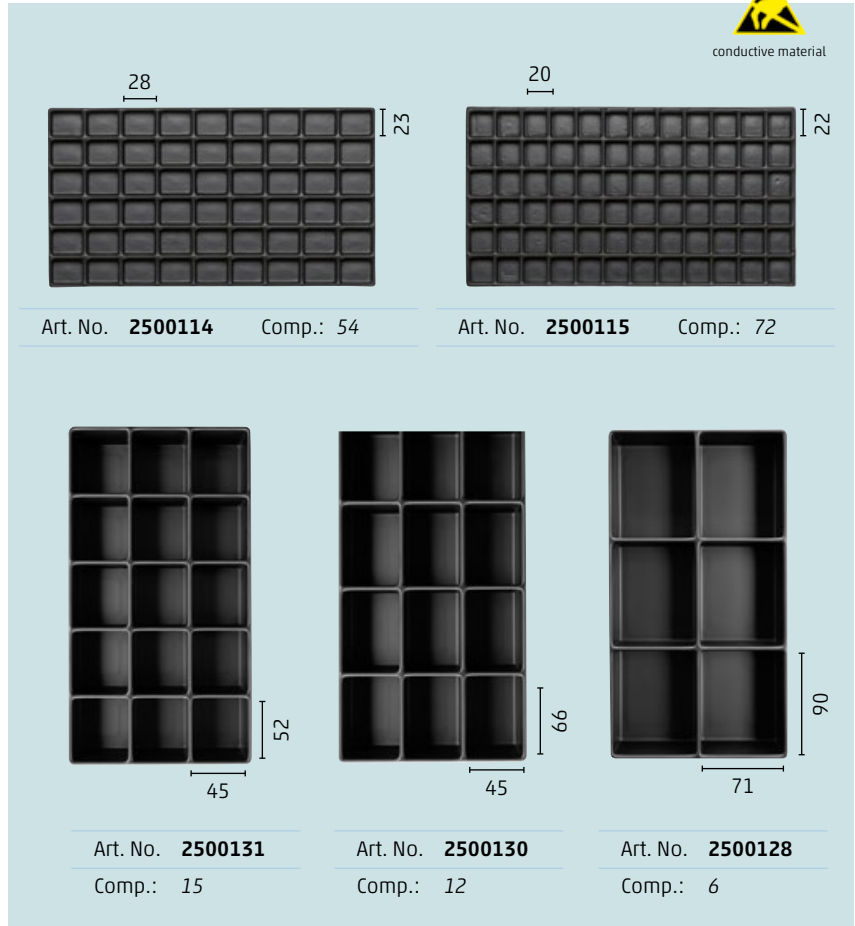
Art. No. **8120383**

Inside dimensions 295 x 164 x 16



Art. No. **8129024**

Inside dimensions 295 x 164 x 38




## CONDUCTIVE SUITCASES AND INSERTS



Overview for suitcases		Suitcases and foam inserts conductive ESD			Vacuum-formed inserts conductive ESD		
Art No. Suitcases	Inside dimensions	Art No. Suitcase with napped foam inlay	Art No. Suitcase with gridded foam inlay	Grid in mm	Art. No. Inlay	Compartments	Compartment dimensions
<b>K 2012 ESD</b>	120 x 80 x 24	K 2012 ESD Noppe			TE 4 K12-6-10	4	53 x 38
					TE 6 K12-6-10	6	38 x 35
					TE 12K12-6-10	12	25 x 24
<b>K 2005 ESD</b>	170 x 130 x 37	K 2005 ESD Noppe			TE 6 K5-6-10	6	56 x 50
					TE 9 K5-6-10	9	50 x 36
<b>K 2001 ESD</b>	240 x 170 x 42	K 2001 ESD Noppe	K 2001 ESD Raster	10 x 10 x 17	TE 6 K1-6-10	6	77 x 72
					TE 9 K1-6-10	9	72 x 50
					TE 12K1-6-10	12	53 x 50
<b>K 2004 ESD</b>	270 x 185 x 76	K 2004 ESD Noppe	K 2004 ESD Raster	10 x 10 x 30	TE 6 K4-6-10	6	81 x 78
					TE 9 K4-6-10	9	81 x 50
<b>K 2006 ESD</b>	335 x 240 x 71	K 2006 ESD Noppe	K 2006 ESD Raster	10 x 10 x 30	TE 4 K6-6-10	4	149 x 104
					TE 8 K6-6-10	8	104 x 70
<b>K 2000 ESD</b>	340 x 250 x 53	K 2000 ESD Noppe	K 2000 ESD Raster	12 x 12 x 20	TE 6 K-6-10	6	157 x 71
					TE 9 K-6-10	9	102 x 71
					TE 12 K-6-10	12	75 x 71
					TE 24 K-6-10	24	50 x 47
<b>K 2007 ESD</b>	365 x 245 x 105	K 2007 ESD Noppe	K 2007 ESD Raster	15 x 15 x 70	not applicable		
<b>K 2011 ESD</b>	375 x 265 x 80	K 2011 ESD Noppe	K 2011 ESD Raster	12 x 12 x 20	TE 6 K11-6-10	6	168 x 71
					TE 9 K11-6-10	9	108 x 71
					TE 12 K11-6-10	12	79 x 71
<b>K 2003 ESD</b>	410 x 272 x 113	K 2003 ESD Noppe	K 2003 ESD Raster	15 x 15 x 70			



## CONDUCTIVE SUITCASES AND INSERTS (see schedule page 100)



Art. No.	K 2012 ESD	K 2005 ESD	K 2001 ESD	K 2004 ESD	K 2006 ESD	K 2000 ESD	K 2007 ESD	K 2011 ESD	K 2003 ESD
Inside dimension	120 x 80 x 24	170 x 130 x 37	240 x 170 x 42	270 x 185 x 76	335 x 240 x 71	340 x 250 x 53	365 x 245 x 105	375 x 265 x 80	410 x 272 x 113

## STANDARD INSERTS Please specify article number separately! (see schedule page 100)



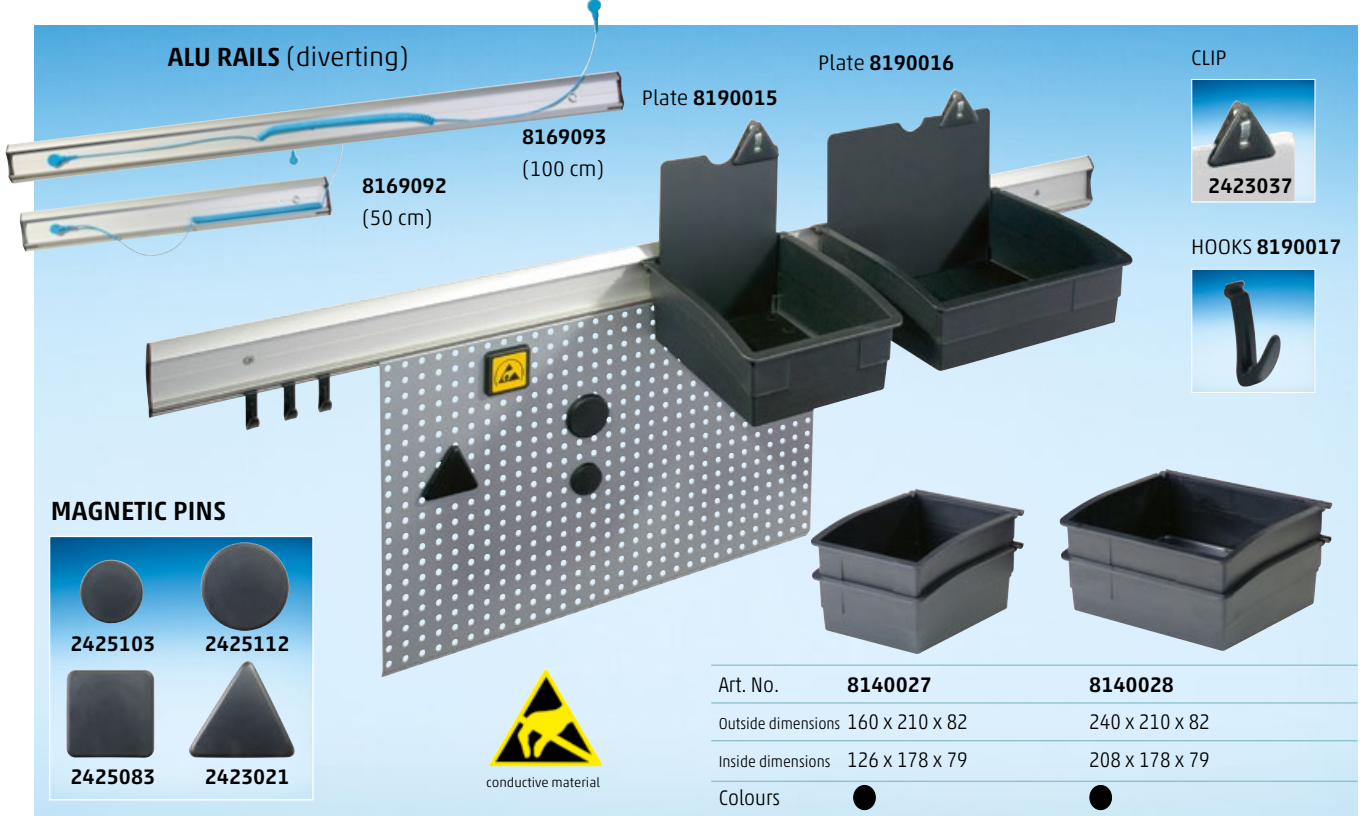
gridded foam

napped-foam

Vacuum-formed insert



CONDUCTIVE BOXES (new organization system for EGB laboratories)



**ALU RAILS (diverting)**  
 8169092 (50 cm)  
 8169093 (100 cm)

**Plate 8190015**  
**Plate 8190016**

**CLIP**  
 2423037

**HOOKS 8190017**

**MAGNETIC PINS**  
 2425103  
 2425112  
 2425083  
 2423021

Art. No.	<b>8140027</b>	<b>8140028</b>
Outside dimensions	160 x 210 x 82	240 x 210 x 82
Inside dimensions	126 x 178 x 79	208 x 178 x 79
Colours	●	●

conductive material

CONDUCTIVE BOXES + SUBDIVISIONS



conductive material

Art. No.	<b>A 4-1-6-10</b>
Base area	175 x 100
Top edge	250 x 125
Height inside	34 mm
Colours	●



conductive material

Art. No.	<b>A 4-2-6-10</b>
Base area	190 x 120
Height inside	50 mm
Colours	●



conductive material

Art. No.	<b>A 4-3-6-10</b>
Base area	210 x 150
Top edge	260 x 200
Height inside	40 mm
Colours	●



conductive material

Art. No. (a)	<b>A 4-4 N-6-10</b>
Art. No. (b)	<b>A 4-70 N-6-10</b>
Outside dimensions	260 x 165
Height outside (a)	45
Height outside (b)	70
Colours	●

PORTABLE RACK, CHROME-PLATED FOR 8 OR 10 TRAYS



Art. No.	<b>A 4-4 ESD TRAY</b>	<b>A 4-70 ESD TRAY</b>
Outside dimensions	610 x 190 x 252	610 x 190 x 252
Note	Portable rack, chrome-plated for 10 trays <b>A 4-4 N-6-10</b>	Portable rack, chrome-plated for 8 trays <b>A 4-70 N-6-10</b>



Dental boxes on Licefa.de



Film dental labs



- TRAYS FOR DENTAL LABORATORIES
- HIGH-QUALITY PRESENTATION BOX FOR DENTURES
- DISPATCH BOX FOR MODELS
- DISPATCH CASE FOR MODELS
- MEMBRANE DISPATCH BOX FOR MODELS
- DENTAL CABINETS
- BOX FOR SMALL GRINDING TOOLS
- TOOTH BOX FOR KIDS

DENTAL BOXES

SMALL DENTRAL TRAY 130 126 x 178 x 79 (Inside dimensions)



Art. No. ○ 8140000

● 8140001

● 8140002



Art. No. ○ 8900138

● 8900141

● 8900142



Art. No. ● 8140006

● 8140007

● 8140008



Art. No. ● 8900146

● 8900147

● 8900148

TOOTH SHAPED CLIP



○ 8190002

● 8190003

● 8190004

● 8190008

● 8190009

● 8190010



## SMALL DENTRAL TRAY 130 126 x 178 x 79 (Inside dimensions) ACCESSORIES



Art. No. ● 8140004

● 8140005



Art. No. ● 8900144

● 8900145



Art. No. ● 8140003

● 8140009



Art. No. ● 8900143

● 8900149



● 8190006

● 8190007

● 8190005

● 8190011



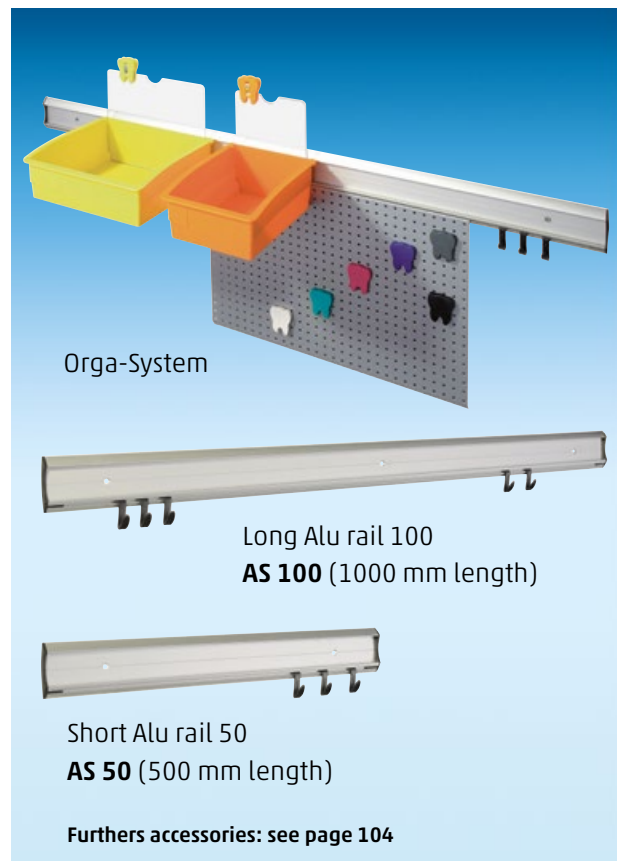
Small plate 130  
8190000

Small dental tray 130  
○ ● ● ● ● ● ● ● ● ● ●



Lid for ASC 130  
8190013

Sign for ASC 130  
8169004



Orga-System



Long Alu rail 100  
AS 100 (1000 mm length)



Short Alu rail 50  
AS 50 (500 mm length)

Further accessories: see page 104



DENTAL BOXES

BIG DENTRAL TRAY 210 208 x 178 x 79 (Inside dimensions)



Art. No. ○ 8140010

● 8140011

● 8140012



Art. No. ○ 8900139

● 8900150

● 8900151



Art. No. ● 8140016

● 8140017

● 8140018



Art. No. ● 8900155

● 8900156

● 8900157

TOOTH SHAPED CLIP



○ 8190002

● 8190003

● 8190004

● 8190008

● 8190009

● 8190010

**BIG DENTRAL TRAY 210** 208 x 178 x 79 (Inside dimensions)

**ACCESSORIES**



Art. No. ● 8140014

● 8140015



Art. No. ● 8900153

● 8900154



Art. No. ● 8140013

● 8140019



Art. No. ● 8900152

● 8900158



● 8190006

● 8190007

● 8190005

● 8190011



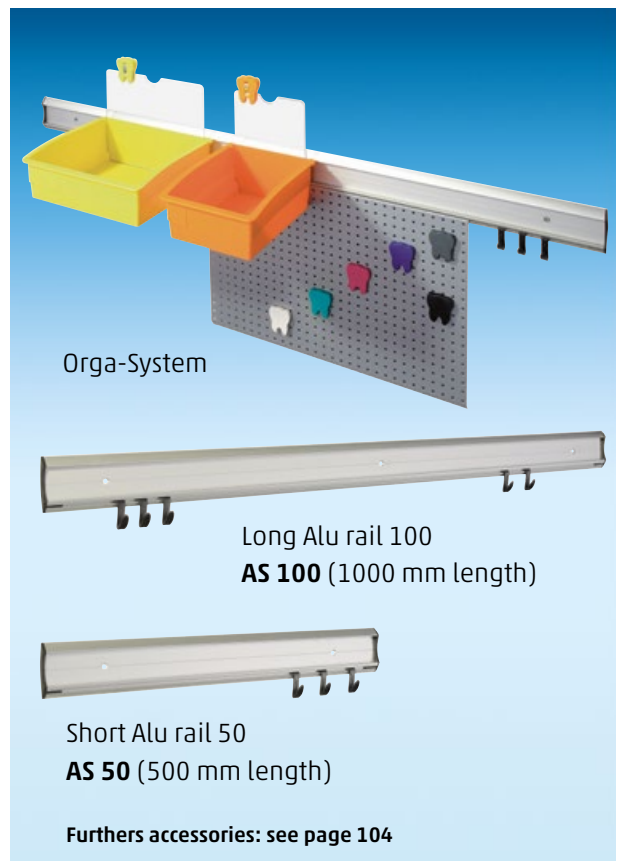
Big plate 210  
8190001

Big dental tray 210  
○ ● ● ● ● ● ● ● ● ● ●



Lid for ASC 210  
8190014

Sign for ASC 210  
8169091




Orga-System

Long Alu rail 100  
AS 100 (1000 mm length)

Short Alu rail 50  
AS 50 (500 mm length)

Further accessories: see page 104

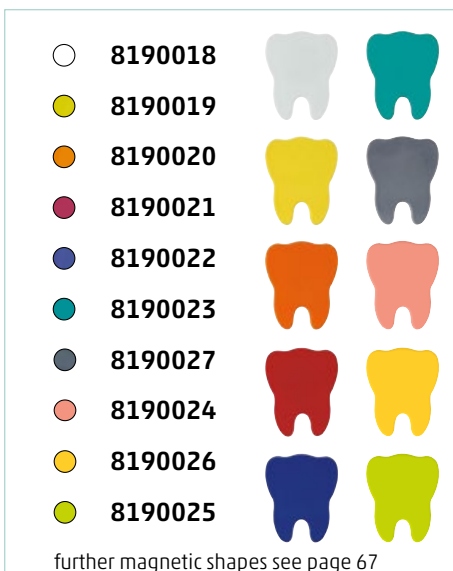
ACCESSORIES ORGA-SYSTEM



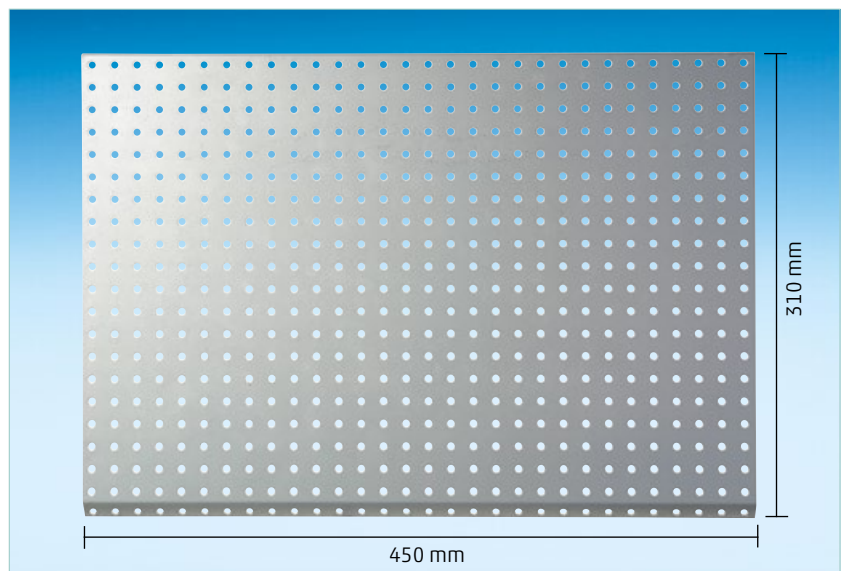
ALU RAILS



Magnetic pin

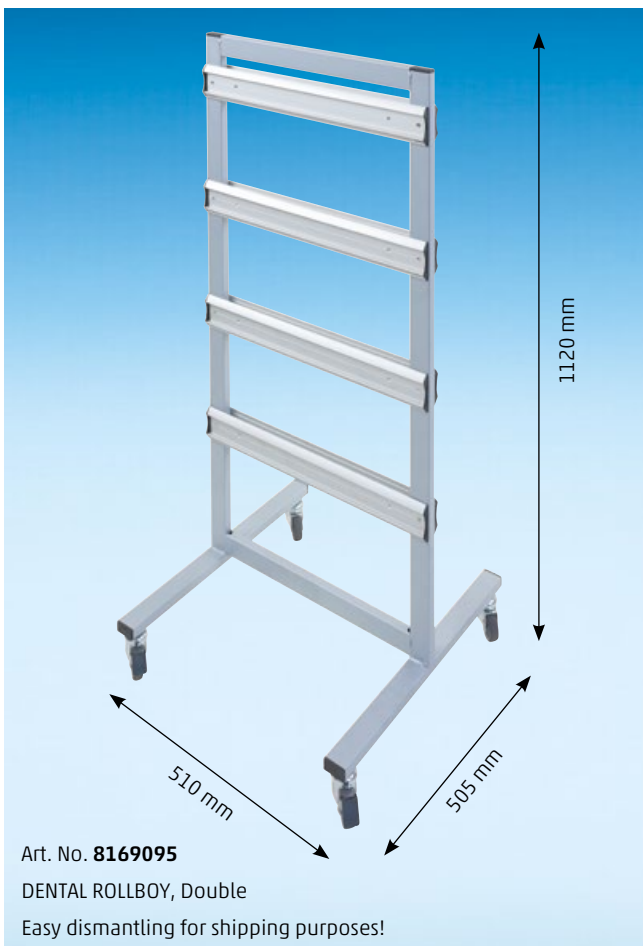
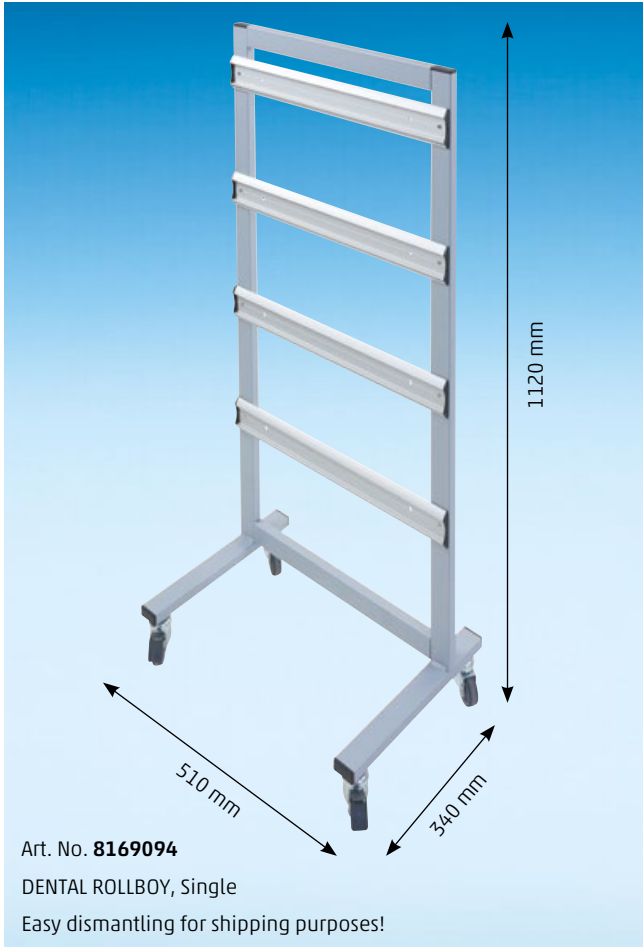


Magnetic plate 450/300 **8169096**





DENTAL ROLLBOYS FOR DENTAL LABORATORIES





DENTAL BOXES FOR LABORATORY WORK

○ 8180000  
outside 135 x 128 x 75



● 8180002  
outside 135 x 128 x 75



● 8180004  
outside 135 x 128 x 75



● 8180005  
outside 135 x 128 x 75



● 8180001  
outside 135 x 128 x 75



8180008  
outside 135 x 128 x 50



● 8180003  
outside 135 x 128 x 75




● 8180006  
outside 135 x 128 x 75



Every ZMD 3 box comes with foam set bottom and studded foam set. Including membrane foil in lid.

Foam set only  
8550000

MEMBRANE BOXES FOR DENTAL APPLICATIONS



Art. No.	Design	Outside dimensions	Colour	Art -No.	Design	Outside dimensions	Colour
8520061	SCH	34 x 34 x 25	crystal clear	8520066	ST	55 x 55 x 25	crystal clear
8520062	ST	38 x 38 x 16	crystal clear	8520067	SCH	55 x 55 x 25	crystal clear
8520124	ST	38 x 38 x 16	neon blue	8520138	SCH + V	75 x 50 x 25	crystal clear
8520122	ST	38 x 38 x 16	neon yellow	8520068	SCH + V	75 x 75 x 25	crystal clear
8520063	ST	38 x 38 x 17	crystal clear	8520008	ST	75 x 75 x 30	crystal clear
8520123	ST	38 x 38 x 16	neon red	8520009	ST	80 x 40 x 18	crystal clear
8520125	SCH + V	50 x 50 x 16	crystal clear	8520069	ST	80 x 42 x 20	crystal clear
8520064	SCH + V	50 x 50 x 25	crystal clear	8520076	SCH + V	125 x 125 x 50	crystal clear
8520065	SCH + V + E	50 x 50 x 25	crystal clear	8520084	SCH + V	200 x 100 x 50	crystal clear
8520006	ST	55 x 55 x 25	crystal clear				

Designs:  
SCH = Hinge | V = Closure | ST = snap-on lid | E = Vacuum-formed inlays

Usable inside dimensions in mm.

Dimensions subject to errors and corrections!

DENTAL CASES (3 colour applications per size)



Description Dental case **K 2001 Dental-Set**

Inside dimension 240 x 170 x 42

· for flat teeth-models

· Napped foam

· base plate

Art. No. **8130000**

Colours **Suitcase**

**Fastener**

Art. No. **8130001**

Colours **Suitcase**

**Fastener**

Art. No. **8130002**

Colours **Suitcase**

**Fastener**



Description Dental case **K 2004 Dental-Set**

Inside dimension 270 x 185 x 76

· for flat teeth-models

· Napped foam

· base plate with 4 compartments

Art. No. **8130003**

Colours **Suitcase**

**Fastener**

Art. No. **8130004**

Colours **Suitcase**

**Fastener**

Art. No. **8130005**

Colours **Suitcase**

**Fastener**



Description Dental case **K 2002 Dental-Set**

Inside dimension 270 x 185 x 93

· for higher teeth-models

· Napped foam

· base plate with 4 compartments

Art. No. **8130006**

Colours **Suitcase**

**Fastener**

Art. No. **8130007**

Colours **Suitcase**

**Fastener**

Art. No. **8130008**

Colours **Suitcase**

**Fastener**



## DENTAL CASES (3 colour applications per size)



Description Dental case **K 2006 Dental-Set**

Inside dimension 335 x 240 x 71

6 compartments

· for 6 flat teeth-models

· Napped foam

· base plate

Art. No. **8130009**

Colours **Suitcase**

**Fastener**

Art. No. **8130010**

Colours **Suitcase**

**Fastener**

Art. No. **8130011**

Colours **Suitcase**

**Fastener**



Description Dental case **K 2006 Dental-Set**

Inside dimension 335 x 240 x 71

9 compartments

· for 9 flat teeth-models

· Napped foam and

· base plate

Art. No. **8130012**

Colours **Suitcase**

**Fastener**

Art. No. **8130013**

Colours **Suitcase**

**Fastener**

Art. No. **8130014**

Colours **Suitcase**

**Fastener**



Description Dental case **K 2007 Dental-Set**

Inside dimension 365 x 245 x 105

8 compartments

· for 8 higher teeth-models

· Napped foam

· base plate

Art. No. **8130015**

Colours **Suitcase**

**Fastener**

Art. No. **8130016**

Colours **Suitcase**

**Fastener**

Art. No. **8130017**

Colours **Suitcase**

**Fastener**

Usable inside dimensions in mm.

Dimensions subject to errors and corrections!



## DENTAL MULTIFUNCTIONAL BOX



Art. No. **8960004**

### Dental multifunctional box BIG

Ideally suited as presentation and worktray especially for dental modelling

- Manufactured from high-quality ABS plastics, colour blue
- Internal dimensions 295 x 166 x 57 mm
- Lockable and stackable
- Washable and therefore ensuring hygiene
- With printing from 50 pieces

Included in scope of delivery:


- 1 box for dental auxiliary means
- 1 hygienic functional box
- All foam cutouts
- Identification plate
- Transparent film stuck in the lid for routing slip



### Large assortment boxes Series SOK 166 for dental supplies

*For further information see chapter 4*

- Basic dimensions outside: 303 x 192 mm
- Basic dimensions inside: 295 x 166 mm
- in three different heights 28, 46 and 64 mm outside
- in different colours bottom part: two shades of blue, red, grey, white
- with customised inlay on request
- with customised print on request



Art. No. **8960004**

## DENTALBOXES (DIN A5-Format 211 x 147 x 73,5 mm)

- Suitable for dispatch, working and presentation purposes
- White base, transparent lid
- Stackable + slide closure, silvery grey
- Box washable and hygiene-compliant
- Customised printing on quantities of 50 units upwards
- Foam cut-outs usually remaining in the appurtenant nests



### Art-No. 8960015

- **Dental dispatch box INDIVIDUAL**
- Internal dimensions of box: 211 x 147 x 73,5 mm
- Flexible PU foam inlay, anthracite, height 45 mm
- with 2 compartments for dental models (lower and upper jaw)
- 1 block removable designed as pre-cut foam (10 x 10 mm)
- Grid block: 120 x 80 mm



### Art-No. 8960013

- **Dental multifunction box SMALL**
- Internal dimensions of box: 211 x 147 x 73,5 mm
- Flexible PU foam inlay, anthracite, height 55 mm
- with 2 compartments for dental models (lower and upper jaw)
- 1 compartment with hygiene-compliant PP box, V20-5 47x47x12 mm
- 2 compartments for dental splints




### Art-No. 8960014

- **Dental dispatch box STANDARD**
- Internal dimensions of box: 211 x 147 x 73,5 mm
- Flexible PU foam inlay, anthracite, height 45 mm
- with 4 compartments for dental models (lower and upper jaw)

## Assortment boxes DIN A5 format Series SOK 210 for dental supplies

(6 heights) can be found in chapter 4 Assortment boxes





### COLOURED DENTALCARE-BOXES

Dentalcare-Box 25 (inside: 72 x 65 x 25)

Art. No. **2423054** ●

Art. No. **2423055** ●

Art. No. **2423053** ●

Dentalcare-Box 44 (inside: 72 x 65 x 44)

Art. No. **2423051** ●

Art -No. **2423052** ●

Art. No. **2423050** ●



Art. No. 8120328

### Dispatch box Maxi

for dental models without superstructures

Colour of box: blue

Designed as film-hinged box

with film closures

Inlays: PU nap in lid,

PU plate foam lower section

External dimensions: 225 x 170 x 45 mm

Internal dimensions: 218 x 150 x 40 mm



Art. No. 8130018

### Dispatch box TB MINI T-LOC

for dental models without superstructures

Colour: light grey with blue closures

Stackable design by means of

rotatable front closure

Inlays: PU nap in lid,

punched-out PU foam with 5 cavities


4 of which intended for modelling work

External dimensions: 263 x 160 x 70 mm

Internal dimensions: 254 x 154 x 53 mm

## PREMIUM presentation boxes for dental models

Presentation box for one model



<b>PB DENTAL 10</b>	
Art. No.	<b>2429401</b>
Inside dimensions	100 x 130 x 65
Outside dimensions	110 x 140 x 85
Colours	transparent
Note	<b>European patent and design protection</b>
Material	PMMA



Presentation box for two models



<b>PB DENTAL 20</b>	
Art. No.	<b>2424914</b>
Inside dimensions	200 x 130 x 65
Outside dimensions	210 x 140 x 85
Colours	transparent
Note	<b>European patent and design protection</b>
Material	PMMA

· Sturdy box made of 10 mm material with special foam inlay and prepunched rings for accommodating substructure for lower and upper jaws e.g. punched ring model tray and Zeiser plate.

· Screen printing and further markings on the hoop possible on request

## ECONOMIC presentation boxes for dental models

Presentation box for one model



<b>Art No. 2449501</b>	
Inside dimension:	160 x 110 mm
Usable inside height:	40 mm

Crystal-clear rectangular hinged lid made from acrylic material with high-grade PE-foam insert LD 45 black for presentation of an upper- or lower jaw dental model. The model-receiving compartment is extensible by means of a prepared die-cut arrangement.



Presentation box for two models



<b>Art No. 2449502</b>	
Inside dimension:	188 x 140 mm
Usable inside height:	68 mm



## SPECIAL CONTAINERS FOR SMALL GRINDING INSTRUMENTS

Single and multiple packaging, shank  $\varnothing$  1.6 or 2.35 mmArt. No. **2427137** (for 1 piece) Bottom  cover 

- Shaft:  $\varnothing$  2,35 (other colours on request)
- Shaft length: 45
- outside dimensions: 14 x 14 x 57

Art. No. **2428709** (for 7 pieces)

- Shaft:  $\varnothing$  2,35
- Shaft length: 56
- outside dimensions: 42 x 28 x 60

Art. No. **2449586** Shaft:  $\varnothing$  1,6Art. No. **2428689** (for 18 pieces)

- Shaft:  $\varnothing$  1,6
- Shaft length: 37
- outside dimensions: 56 x 42 x 40
- Grid: 8,4 x 12,1

Art. No. **2428687** (for 12 pieces)

- Shaft:  $\varnothing$  2,35
- Shaft length: 47
- outside dimensions: 56 x 42 x 50
- Grid: 12,6 x 12,1



Art. No. **2428697** (for 10 pieces)

- Shaft: Ø 2,35
- Shaft length: 67
- outside dimensions: 84 x 56 x 71
- Grid: 12,6 x 25




Art. No. **2428706** (for 18 pieces)

- Shaft: Ø 2,35
- Shaft length: 67
- outside dimensions: 84 x 56 x 71
- Grid: 13 x 16,6



Art. No. **2428691** (for 18 pieces)

- Shaft: Ø 1,6
- Shaft length: 47
- outside dimensions: 56 x 42 x 50
- Grid: 8,4 x 12,1



Abrasive wheel cans – horizontal: Ø 2,35 (for 12 pieces max.)

- ① Art. No. **2428718** outside dim.: 114 x 60 x 23
- ② Art. No. **2428716** outside dim.: 77 x 66 x 19 center bars
- ③ Art. No. **2428717** outside dim.: 77 x 66 x 19 staggered bars

## THE VARIABLE TEETH CABINET



Art. No. **8960002**

- Variable mounting frame, stackable, unlimited height
- Mounting frame (410 x 370 x 32 mm)  
easily to be fixed with self-cutting screws

## VACUUM-FORMED DRAWER INLAYS FOR FRONT AND MOLAR TEETH



- Drawer A 1-Z/16 with insert ZE 10 F for 72 tooth strips  
(anterior teeth 61 x 23) (see figure A)





- Drawer A 1-Z/16 with insert ZE 11 F for 48 tooth strips  
(molar teeth 90 x 23) (see figure B)



**Returnable packaging of foil material:**

- VACUUM-FORMED STANDARD INSERTS FOR EURO BOXES/KLTs
- VACUUM-FORMED INSERTS ACCORDING TO CUSTOMER'S SPECIFICATION
- VACUUM-FORMED WASHING TRAYS MADE OF PP-C
- CONDUCTIVE EXECUTION BLACK AT LEAST 50 PIECES
- TOTE BOXES SEE CHAPTER 6



**Foam Inlays**



- STANDARD (NOP, GRIDDED)
- CUSTOMER-SPECIFIC INLAYS



Inlays/Inserts on [liceфа.de](http://liceфа.de)



## HOW COULD YOUR FOAM INLAY BE CREATED?



## THE BASICS OF FOAM INLAYS

### KINDS OF FOAM

#### ④ PU (flexible foam)

- high dimensional stability
- great elasticity
- low own weight

#### Colour

- Anthracite
- Black

#### ④ PE (hard foam)

- long lifetime
- excellent material properties

#### Colour

- Anthracite
- Black
- Blue
- Red
- Green
- Further colours on request

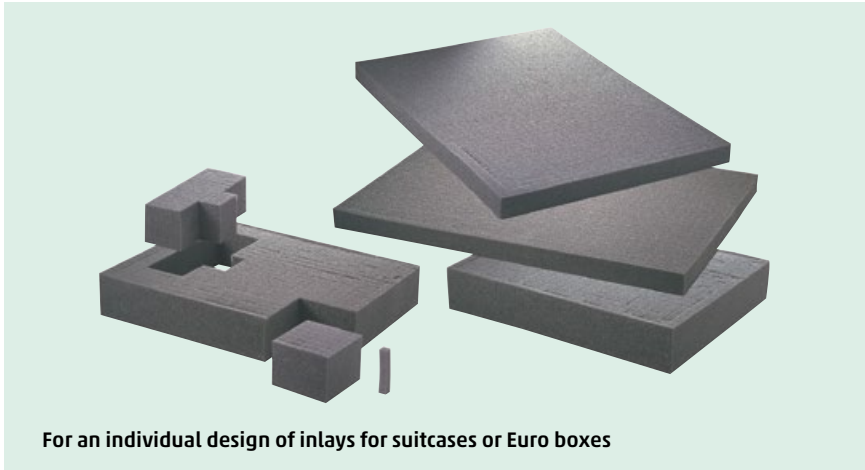
### PRODUCTION POSSIBILITIES

- Punching ①
- Milling ②
- Water-jet cutting ③
- Contour cut

### APPLICATIONS

- Cases
- Transport boxes
- Cans

FOAM INLAYS



For an individual design of inlays for suitcases or Euro boxes

Loose gridded blanks

loose gridded blanks	grid size	Art. No.
440 x 320 x 20	13 x 13	<b>2425587</b>
440 x 320 x 40	13 x 13	<b>2425588</b>
640 x 440 x 20	13 x 13	<b>2425589</b>
640 x 440 x 40	13 x 13	<b>2425590</b>



e.g. sound protection for party rooms or rehearsal rooms for musicians

Plate foam

Plate foam	Art. No.
2.000 x 1.000 x 10	<b>2424924</b>
2.000 x 1.000 x 20	<b>2424925</b>
2.000 x 1.000 x 30	<b>2424926</b>



e.g. sound protection for party rooms or rehearsal rooms for musicians

Napped foam

Napped foam	Art. No.
2.000 x 1.000 x 20	<b>2424850</b>
2.000 x 1.000 x 30	<b>2424851</b>
2.000 x 1.000 x 40	<b>2424852</b>
2.000 x 1.000 x 50	<b>2424853</b>

Accessories:

1) Adhesive spray for foams




Art. No. **2430991**

Spray glue for easy and efficient fixing of foam inserts, e.g. in cases

2) Utility knife for cutting foam

Art. No. **2432867**




MORE THAN 100 STANDARD INSERTS AVAILABLE EX STOCK WITHOUT EXTRA TOOLING COSTS

All inserts are made of white polystyrene, suitable for recycling. Also small-lot productions can be manufactured of electrically conductive material (Liastat). Other materials and special colours on request.

### Dimensions


- 1) suitable for normal boxes (400 x 300)  
Licefa **EK 1/LWB, EK 2/LWB**
- 2) suitable for normal boxes (600 x 400)  
Licefa **EK 3/LWB, EK 4/LWB**
- 3) suitable for KLT (400 x 300)  
Licefa **KLT 1, KLT 2**
- 4) suitable for KLT (600 x 400)  
Licefa **KLT 3, KLT 4**




Art. No.	<b>T 2-61</b>	Two-way stacking
Outside dimensions	352 x 252 x 10 (L x W x H)	✓ Recessed grip
<b>Grooves</b>	<b>14</b>	✓ Polystyrene white
	up to Ø 16 x 300 mm	✓ Conductivity from 50 pieces
Size	<b>EK 1 - EK 2</b>	




Art. No.	<b>T 2-64</b>	✓ Two-way stacking
Outside dimensions	553 x 353 x 38 (L x W x H)	✓ Recessed grip
<b>Grooves</b>	<b>16</b>	✓ Polystyrene white
	up to Ø 20 x 500 mm	✓ Conductivity from 50 pieces
Size	<b>EK 3 - EK 4</b>	



Art. No.	<b>T 2-60</b>	Two-way stacking
Outside dimensions	340 x 250 x 13 (L x W x H)	✓ Recessed grip
<b>Grooves</b>	<b>10</b>	✓ Polystyrene white
	up to Ø 23 x 315 mm	✓ Conductivity from 50 pieces
Size	<b>EK 1 - EK 2</b>	




Art. No.	<b>T 2-62</b>	Two-way stacking
Outside dimensions	352 x 252 x 15 (L x W x H)	✓ Recessed grip
<b>Grooves</b>	<b>7</b>	✓ Polystyrene white
	up to Ø 30 x 300 mm	✓ Conductivity from 50 pieces
Size	<b>EK 1 - EK 2</b>	




Art. No.	<b>T 2-104</b>	Two-way stacking
Outside dimensions	335 x 245 x 9 (L x W x H)	✓ Recessed grip
<b>Grooves</b>	<b>15</b>	✓ Polystyrene white
	up to Ø 15 x 315 mm	✓ Conductivity from 50 pieces
Size	<b>KLT 1 - KLT 2</b>	




## STANDARD INSERTS




Art. No.	<b>T 2-30</b>	Two-way stacking
Outside dimensions	355 x 253 x 21 (L x W x H)	✓ Recessed grip
<b>Cavities</b>	<b>35</b>	✓ Polystyrene white
	35 x 35 x 15	✓ Conductivity from 50 pcs.
Size	<b>EK 1 - EK 2</b>	✓ PP-C from 50 pieces




Art. No.	<b>T 2-45</b>	✓ Two-way stacking
Outside dimensions	553 x 353 x 24 (L x W x H)	✓ Recessed grip
<b>Cavities</b>	<b>78</b>	✓ Polystyrene white
	50 x 31 x 10	✓ Conductivity from 50 pieces
Size	<b>EK 3 - EK 4</b>	



Art. No.	<b>T 2-44</b>	✓ Two-way stacking
Outside dimensions	355 x 253 x 20 (L x W x H)	✓ Recessed grip
<b>Cavities</b>	<b>20</b>	✓ Polystyrene white
	57 x 46 x 10	✓ Conductivity from 50 pcs.
Size	<b>EK 1 - EK 2</b>	✓ PP-C from 50 pieces s



Art. No.	<b>T 2-35</b>	✓ Two-way stacking
Outside dimensions	555 x 355 x 47 (L x W x H)	✓ Recessed grip
<b>Cavities</b>	<b>24</b>	✓ Polystyrene white
	59 x 51 x 34	✓ Conductivity from 50 pieces
Size	<b>EK 3 - EK 4</b>	



Art. No.	<b>T 2-36</b>	✓ Two-way stacking
Outside dimensions	555 x 355 x 47 (L x W x H)	✓ Recessed grip
<b>Cavities</b>	<b>20</b>	✓ Polystyrene white
	77 x 59 x 34	✓ Conductivity from 50 pieces
Size	<b>EK 3 - EK 4</b>	




Art. No.	<b>T 2-31</b>	Two-way stacking
Outside dimensions	355 x 253 x 26 (L x W x H)	✓ Recessed grip
<b>Cavities</b>	<b>15</b>	✓ Polystyrene white
	80 x 35 x 20	✓ Conductivity from 50 pieces
Size	<b>EK 1 - EK 2</b>	✓ PP-C from 50 pieces

Usable inside dimensions in mm.


Dimensions subject to errors and corrections!



### STANDARD INSERTS




Art. No.	<b>T 2-40</b>	✓ Two-way stacking
Outside dimensions	553 x 353 x 29 (L x W x H)	✓ Recessed grip
<b>Cavities</b>	<b>21</b>	✓ Polystyrene white
	85 x 65 x 17	✓ Conductivity from 50 pieces
Size	<b>EK 3 - EK 4</b>	✓ PP-C from 50 pieces



Art. No.	<b>T 2-32</b>	✓ Two-way stacking
Outside dimensions	355 x 253 x 25 (L x W x H)	✓ Recessed grip
<b>Cavities</b>	<b>12</b>	✓ Polystyrene white
	90 x 50 x 20	✓ Conductivity from 50 pieces
Size	<b>EK 1 - EK 2</b>	✓ PP-C from 50 pieces




Art. No.	<b>T 2-41</b>	✓ Two-way stacking
Outside dimensions	553 x 353 x 46 (L x W x H)	✓ Recessed grip
<b>Cavities</b>	<b>21</b>	✓ Polystyrene white
	94 x 65 x 35	✓ Conductivity from 50 pieces
Size	<b>EK 3 - EK 4</b>	✓ PP-C from 50 pieces



Art. No.	<b>T 2-42</b>	✓ Two-way stacking
Outside dimensions	553 x 353 x 40 (L x W x H)	✓ Recessed grip
<b>Cavities</b>	<b>27</b>	✓ Polystyrene white
	107 x 47 x 22	✓ Conductivity from 50 pieces
Size	<b>EK 3 - EK 4</b>	




Art. No.	<b>T 2-46</b>	✓ Two-way stacking
Outside dimensions	553 x 353 x 44 (L x W x H)	✓ Recessed grip
<b>Cavities</b>	<b>12</b>	✓ Polystyrene white
	112 x 106 x 35	✓ Conductivity from 50 pieces
Size	<b>EK 3 - EK 4</b>	



Art. No.	<b>T 2-33</b>	✓ Two-way stacking
Outside dimensions	550 x 350 x 17 (L x W x H)	✓ Recessed grip
<b>Cavities</b>	<b>15</b>	✓ Polystyrene white
	135 x 50 x 10	✓ Conductivity from 50 pieces
Size	<b>EK 3 - EK 4</b>	


## STANDARD INSERTS



Art. No.	<b>T 2-34</b>	Two-way stacking
Outside dimensions	550 x 350 x 17 (L x W x H)	✓ Recessed grip
<b>Cavities</b>	<b>42</b>	✓ Polystyrene white
	145 x 15 x 10	✓ Conductivity from 50 pieces
Size	<b>EK 3 - EK 4</b>	



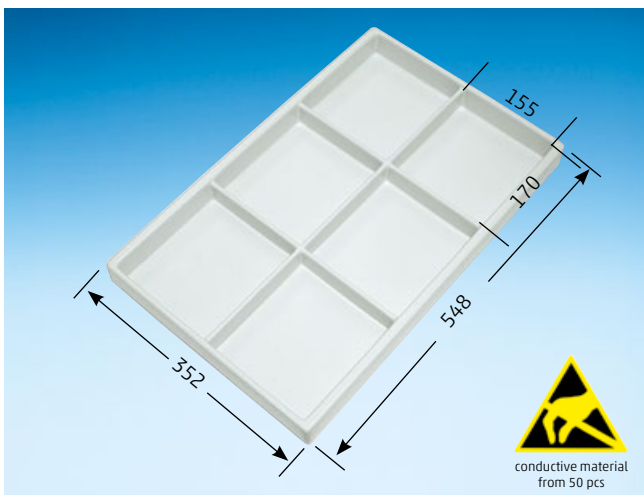
Art. No.	<b>T 2-43</b>	Two-way stacking
Outside dimensions	553 x 353 x 38 (L x W x H)	✓ Recessed grip
<b>Cavities</b>	<b>7</b>	✓ Polystyrene white
	224 x 90 x 20	✓ Conductivity from 50 pieces
Size	<b>EK 3 - EK 4</b>	✓ PP-C from 50 pieces



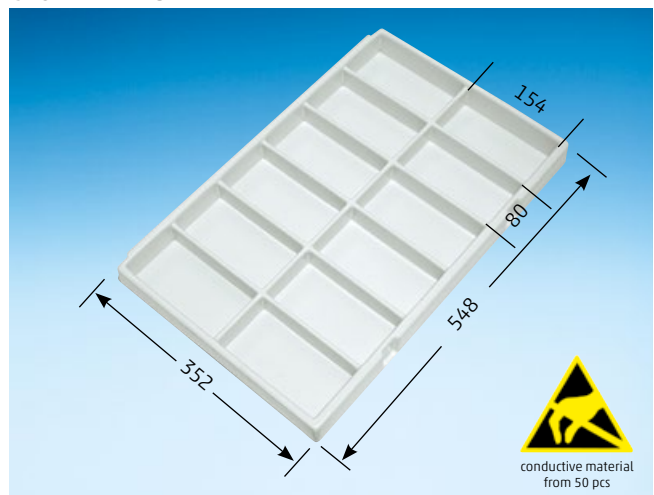
Art. No.	<b>T 2-100</b>	Two-way stacking
Outside dimensions	358 x 258 x 68 (L x W x H)	✓ Recessed grip
<b>Cavities</b>	<b>15</b>	✓ Polystyrene white
	90 x 40 x 23	✓ Conductivity from 50 pieces
Size	<b>EK 1 - EK 2</b>	



Art. No.	<b>T 2-101</b>	Two-way stacking
Outside dimensions	550 x 350 x 43 (L x W x H)	✓ Recessed grip
<b>Cavities</b>	<b>2</b>	✓ Polystyrene white
	278 x 233 x 36	✓ Conductivity from 50 pieces
Size	<b>EK 3 - EK 4</b>	



Art. No.	<b>T 2-102</b>	Two-way stacking
Outside dimensions	548 x 352 x 42 (L x W x H)	✓ Recessed grip
<b>Cavities</b>	<b>6</b>	✓ Polystyrene white
	170 x 155 x 36	✓ Conductivity from 50 pieces
Size	<b>EK 3 - EK 4</b>	




Art. No.	<b>T 2-103</b>	Two-way stacking
Outside dimensions	548 x 352 x 46 (L x W x H)	✓ Recessed grip
<b>Cavities</b>	<b>12</b>	✓ Polystyrene white
	154 x 80 x 37	✓ Conductivity from 50 pieces
Size	<b>EK 3 - EK 4</b>	

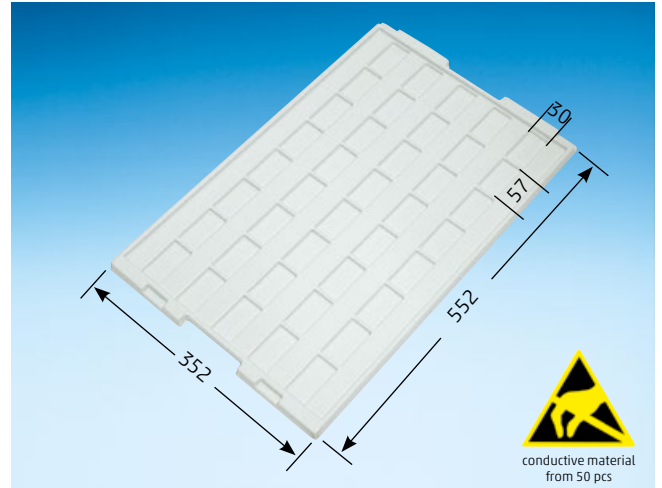
Usable inside dimensions in mm.

Dimensions subject to errors and corrections!


### STANDARD INSERTS



Art. No.	<b>T 2-63</b>	✓ Two-way stacking
Outside dimensions	553 x 353 x 37 (L x W x H)	✓ Recessed grip
<b>Cavities</b>	<b>208</b>	✓ Polystyrene white
	26 x 18 x 15	✓ Conductivity from 50 pieces
Size	<b>EK 3 - EK 4</b>	



Art. No.	<b>T 2-105</b>	✓ Two-way stacking
Outside dimensions	552 x 352 x 17 (L x W x H)	✓ Recessed grip
<b>Cavities</b>	<b>40</b>	✓ Polystyrene white
	57 x 30 x 7	✓ Conductivity from 50 pieces
Size	<b>EK 3 - EK 4</b>	



Art. No.	<b>T 2-106</b>	✓ Two-way stacking
Outside dimensions	552 x 352 x 17 (L x W x H)	✓ Recessed grip
<b>Cavities</b>	<b>60</b>	✓ Polystyrene white
	63 x 21 x 7	✓ Conductivity from 50 pieces
Size	<b>EK 3 - EK 4</b>	



Art. No.	<b>T 2-107</b>	✓ Two-way stacking
Outside dimensions	362 x 263 x 43 (L x W x H)	✓ Recessed grip
<b>Cavities</b>	<b>7</b>	✓ Polystyrene white
	189 x 35 x 41	✓ Conductivity from 50 pieces
Size	<b>EK 1 - EK 2</b>	




Art. No.	<b>T 2-98</b>	✓ Two-way stacking
Outside dimensions	553 x 353 x 55 (L x W x H)	✓ Recessed grip
<b>Cavities</b>	<b>6</b>	✓ Polystyrene white
	238 x 102 x 52	✓ Conductivity from 50 pieces
Size	<b>EK 3 - EK 4</b>	




Art. No.	<b>T 2-108</b>	✓ Two-way stacking
Outside dimensions	550 x 350 x 55 (L x W x H)	✓ Recessed grip
<b>Cavities</b>	<b>4</b>	✓ Polystyrene white
	255 x 135 x 50	✓ Conductivity from 50 pieces
Size	<b>EK 3 - EK 4</b>	




## STANDARD INSERTS




Art. No.	<b>T 2-109</b>	✓ Two-way stacking
Outside dimensions	550 x 350 x 58 (L x W x H)	✓ Recessed grip
<b>Cavities</b>	<b>3</b>	✓ Polystyrene white
	295 x 155 x 55	✓ Conductivity from 50 pieces
Size	<b>EK 3 - EK 4</b>	




Art. No.	<b>T 2-76</b>	✓ Two-way stacking
Outside dimensions	352 x 252 x 20 (L x W x H)	✓ Recessed grip
<b>Cavities</b>	<b>320</b>	✓ Polystyrene white
	Ø 7 x 15 mm	✓ Conductivity from 50 pieces
Size	<b>EK 1 - EK 2</b>	




Art. No.	<b>T 2-78</b>	✓ Two-way stacking
Outside dimensions	330 x 242 x 43 (L x W x H)	✓ Recessed grip
<b>Cavities</b>	<b>100</b>	✓ Polystyrene white
	Ø 13,5 x 35 mm	✓ Conductivity from 50 pieces
Size	<b>KLT 1 - KLT 2</b>	



Art. No.	<b>T 2-80</b>	✓ Two-way stacking
Outside dimensions	352 x 252 x 40 (L x W x H)	✓ Recessed grip
<b>Cavities</b>	<b>70</b>	✓ Polystyrene white
	Ø 15 x 40 mm	✓ Conductivity from 50 pieces
Size	<b>EK 1 - EK 2</b>	



Art. No.	<b>T 2-81</b>	✓ Two-way stacking
Outside dimensions	352 x 252 x 17 (L x W x H)	✓ Recessed grip
<b>Cavities</b>	<b>48</b>	✓ Polystyrene white
	Ø 16 x 15 mm	✓ Conductivity from 50 pieces
Size	<b>EK 1 - EK 2</b>	




Art. No.	<b>T 2-82</b>	✓ Two-way stacking
Outside dimensions	352 x 252 x 18 (L x W x H)	✓ Recessed grip
<b>Cavities</b>	<b>80</b>	✓ Polystyrene white
	Ø 17 x 14 mm	✓ Conductivity from 50 pieces
Size	<b>EK 1 - EK 2</b>	

Usable inside dimensions in mm.


Dimensions subject to errors and corrections!



### STANDARD INSERTS




Art. No.	<b>T 2-83</b>	✓ Two-way stacking
Outside dimensions	330 x 243 x 55 (L x W x H)	✓ Recessed grip
<b>Cavities</b>	<b>81</b>	✓ Polystyrene white
	∅ 18,5 x 40 mm	✓ Conductivity from 50 pieces
Size	<b>KLT 1 - KLT 2</b>	




Art. No.	<b>T 2-84</b>	✓ Two-way stacking
Outside dimensions	330 x 243 x 58 (L x W x H)	✓ Recessed grip
<b>Cavities</b>	<b>64</b>	✓ Polystyrene white
	∅ 18,5 x 50 mm	✓ Conductivity from 50 pieces
Size	<b>KLT 1 - KLT 2</b>	




Art. No.	<b>T 2-85</b>	✓ Two-way stacking
Outside dimensions	331 x 245 x 35 (L x W x H)	✓ Recessed grip
<b>Cavities</b>	<b>86</b>	✓ Polystyrene white
	∅ 19 x 30 mm	✓ Conductivity from 50 pieces
Size	<b>KLT 1 - KLT 2</b>	✓ PP-C from 50 pieces



Art. No.	<b>T 2-110</b>	Two-way stacking
Outside dimensions	355 x 255 x 28 (L x W x H)	Recessed grip
<b>Cavities</b>	<b>50</b>	✓ Polystyrene white
	∅ 22 x 20 mm	✓ Conductivity from 50 pieces
Size	<b>EK 1 - EK 2</b>	




Art. No.	<b>T 2-86</b>	Two-way stacking
Outside dimensions	331 x 245 x 40 (L x W x H)	Recessed grip
<b>Cavities</b>	<b>35</b>	✓ Polystyrene white
	∅ 20 x 25 mm	✓ Conductivity from 50 pieces
Size	<b>KLT 1 - KLT 2</b>	



Art. No.	<b>T 2-111</b>	✓ Two-way stacking
Outside dimensions	350 x 273 x 80 (L x W x H)	✓ Recessed grip
<b>Cavities</b>	<b>100</b>	✓ Polystyrene white
	∅ 19 x 22 mm	✓ Conductivity from 50 pieces
Size	<b>KLT 1 - KLT 2</b>	


## STANDARD INSERTS




Art. No.	<b>T 2-87</b>	Two-way stacking
Outside dimensions	331 x 245 x 21 (L x W x H)	Recessed grip
<b>Cavities</b>	<b>76</b>	✓ Polystyrene white
	∅ 22 x 20 mm	✓ Conductivity from 50 pieces
Size	<b>KLT 1 - KLT 2</b>	




Art. No.	<b>T 2-88</b>	Two-way stacking
Outside dimensions	352 x 252 x 60 (L x W x H)	✓ Recessed grip
<b>Cavities</b>	<b>40</b>	✓ Polystyrene white
	∅ 21/31 x 38/25 mm	✓ Conductivity from 50 pieces
Size	<b>EK 1 - EK 2</b>	




Art. No.	<b>T 2-89</b>	Two-way stacking
Outside dimensions	421 x 311 x 30 (L x W x H)	Recessed grip
<b>Cavities</b>	<b>88</b>	✓ Polystyrene white
	∅ 22,5 x 15 mm	✓ Conductivity from 50 pieces
Size		



Art. No.	<b>T 2-90</b>	Two-way stacking
Outside dimensions	330 x 243 x 55 (L x W x H)	✓ Recessed grip
<b>Cavities</b>	<b>50</b>	✓ Polystyrene white
	∅ 22,5 x 50 mm	✓ Conductivity from 50 pieces
Size	<b>KLT 1 - KLT 2</b>	



Art. No.	<b>T 2-91</b>	Two-way stacking
Outside dimensions	421 x 311 x 31 (L x W x H)	Recessed grip
<b>Cavities</b>	<b>88</b>	✓ Polystyrene white
	∅ 25 x 30 mm	✓ Conductivity from 50 pieces
Size		




Art. No.	<b>T 2-70</b>	Two-way stacking
Outside dimensions	352 x 252 x 17 (L x W x H)	✓ Recessed grip
<b>Cavities</b>	<b>56</b>	✓ Polystyrene white
	∅ 30 x 15 mm	✓ Conductivity from 50 pieces
Size	<b>EK 1 - EK 2</b>	✓ PP-C from 50 pieces


Usable inside dimensions in mm.

Dimensions subject to errors and corrections!


### STANDARD INSERTS



Art. No.	<b>T 2-93</b>	✓ Two-way stacking
Outside dimensions	331 x 245 x 37 (L x W x H)	✓ Recessed grip
<b>Cavities</b>	<b>20</b>	✓ Polystyrene white
	∅ 30/41 x 30/20 mm	✓ Conductivity from 50 pieces
Size	<b>KLT 1 - KLT 2</b>	




Art. No.	<b>T 2-94</b>	✓ Two-way stacking
Outside dimensions	421 x 311 x 35 (L x W x H)	✓ Recessed grip
<b>Cavities</b>	<b>54</b>	✓ Polystyrene white
	∅ 33 x 30 mm	✓ Conductivity from 50 pieces



Art. No.	<b>T 2-112</b>	✓ Two-way stacking
Outside dimensions	350 x 255 x 73 (L x W x H)	✓ Recessed grip
<b>Cavities</b>	<b>35</b>	✓ Polystyrene white
	∅ 35 x 37 mm	✓ Conductivity from 50 pieces
Size	<b>EK 1 - EK 2</b>	



Art. No.	<b>T 2-95</b>	✓ Two-way stacking
Outside dimensions	352 x 252 x 34 (L x W x H)	✓ Recessed grip
<b>Cavities</b>	<b>35</b>	✓ Polystyrene white
	∅ 35 x 30 mm	✓ Conductivity from 50 pieces
Size	<b>EK 1 - EK 2</b>	



Art. No.	<b>T 2-47</b>	✓ Two-way stacking
Outside dimensions	562 x 363 x 43 (L x W x H)	✓ Recessed grip
<b>Cavities</b>	<b>96</b>	✓ Polystyrene white
	∅ 35 x 35 mm	✓ Conductivity from 50 pieces
Size	<b>EK 3 - EK 4</b>	



Art. No.	<b>T 2-71</b>	✓ Two-way stacking
Outside dimensions	352 x 252 x 17 (L x W x H)	✓ Recessed grip
<b>Cavities</b>	<b>35</b>	✓ Polystyrene white
	∅ 35,5 x 15 mm	✓ Conductivity from 50 pcs
Size	<b>EK 1 - EK 2</b>	




## STANDARD INSERTS



Art. No.	<b>T 2-72</b>	Two-way stacking
Outside dimensions	352 x 252 x 14 (L x W x H)	Recessed grip
<b>Cavities</b>	<b>35</b>	Polystyrene white
	Ø 37,5 x 6 mm	Conductivity from 50 pieces
Size	<b>EK 1 - EK 2</b>	



Art. No.	<b>T 2-96</b>	Two-way stacking
Outside dimensions	421 x 311 x 14 (L x W x H)	Recessed grip
<b>Cavities</b>	<b>35</b>	Polystyrene white
	Ø 40,5 x 35 mm	Conductivity from 50 pieces



Art. No.	<b>T 2-49</b>	Two-way stacking
Outside dimensions	553 x 353 x 36 (L x W x H)	Recessed grip
<b>Cavities</b>	<b>70</b>	Polystyrene white
	Ø 42 x 32 mm	Conductivity from 50 pieces
Size	<b>EK 3 - EK 4</b>	



Art. No.	<b>T 2-73</b>	Two-way stacking
Outside dimensions	352 x 252 x 17 (L x W x H)	Recessed grip
<b>Cavities</b>	<b>20</b>	Polystyrene white
	Ø 50 x 15 mm	Conductivity from 50 pieces
Size	<b>EK 1 - EK 2</b>	PP-C from 50 pieces



Art. No.	<b>T 2-48</b>	Two-way stacking
Outside dimensions	562 x 363 x 50 (L x W x H)	Recessed grip
<b>Cavities</b>	<b>40</b>	Polystyrene white
	Ø 60 x 42 mm	Conductivity from 50 pieces
Size	<b>EK 3 - EK 4</b>	



Art. No.	<b>T 2-74</b>	Two-way stacking
Outside dimensions	352 x 252 x 17 (L x W x H)	Recessed grip
<b>Cavities</b>	<b>12</b>	Polystyrene white
	Ø 67 x 15 mm	Conductivity from 50 pieces
Size	<b>EK 1 - EK 2</b>	PP-C from 50 pieces

Usable inside dimensions in mm.

Dimensions subject to errors and corrections!



### STANDARD INSERTS



Art. No.	<b>T 2-37</b>	Two-way stacking
Outside dimensions	550 x 350 x 38 (L x W x H)	Recessed grip
<b>Cavities</b>	<b>24</b>	Polystyrene white
	Ø 70 x 30 mm	Conductivity from 50 pieces
Size	<b>EK 3 - EK 4</b>	PP-C from 50 pieces



Art. No.	<b>T 2-75</b>	Two-way stacking
Outside dimensions	352 x 252 x 17 (L x W x H)	Recessed grip
<b>Cavities</b>	<b>6</b>	Polystyrene white
	Ø 85 x 15 mm	Conductivity from 50 pieces
Size	<b>EK 1 - EK 2</b>	




Art. No.	<b>T 2-97</b>	Two-way stacking
Outside dimensions	562 x 363 x 25 (L x W x H)	Recessed grip
<b>Cavities</b>	<b>11</b>	Polystyrene white
	Ø 100 x 20 mm	Conductivity from 50 pieces
Size	<b>EK 3 - EK 4</b>	



Art. No.	<b>T 2-38</b>	Two-way stacking
Outside dimensions	550 x 350 x 37 (L x W x H)	Recessed grip
<b>Cavities</b>	<b>12</b>	Polystyrene white
	Ø 100 x 30 mm	Conductivity from 50 pieces
Size	<b>EK 3 - EK 4</b>	PP-C from 50 pieces




Art. No.	<b>T 2-39</b>	Two-way stacking
Outside dimensions	550 x 350 x 31 (L x W x H)	Recessed grip
<b>Cavities</b>	<b>6</b>	Polystyrene white
	Ø 160 x 20 mm	Conductivity from 50 pieces
Size	<b>EK 3 - EK 4</b>	




Art. No.	<b>T 2-113</b>	Two-way stacking
Outside dimensions	350 x 250 x 26 (L x W x H)	Recessed grip
<b>Cavities</b>	<b>50</b>	Polystyrene white
	42 x 22 x 21 mm mm	Conductivity from 50 pieces
Size	<b>EK1 - EK2</b>	PP-C from 50 pieces

## STANDARD INSERTS



Art. No.	<b>T 2-114</b>	✓ Two-way stacking
Outside dimensions	564 x 363 x 40 (L x W x H)	✓ Recessed grip
Cavities	16	✓ Polystyrene white
	108 x 73 x 31 mm	✓ Conductivity from 50 pieces
Size	<b>EK3 – EK4</b>	✓ PP-C from 50 pieces



Art. No.	<b>T 2-115</b>	✓ Two-way stacking
Outside dimensions	564 x 363 x 45 (L x B x H)	✓ Recessed grip
Cavities	2	✓ Polystyrene white
	330 x 245 x 40 mm	✓ Conductivity from 50 pieces
Size	<b>EK3 – EK4</b>	✓ PP-C from 50 pieces


















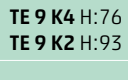


















## VACUUM-FORMED TRAYS FOR TURNED PARTS AND WASHING PROCEEDING





















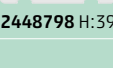

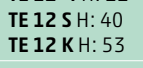
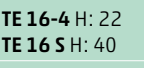






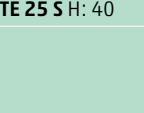





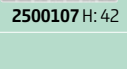












- STANDARD WASHING TRAYS WITH ROUND CAVITIES
- STANDARD WASHING TRAYS STACKABLE
- 11 STANDARD INSERTS AVAILABLE

- Temperature resistant up to approx. 110°C
- Oil and acid proof
- Break-proof
- Can be rotated when stacked due to undercut in the tool
- Additional contour cutting possible

- Engraved customer's logo can be integrated
- Take-up on the spot, laterally and at the bottom of the tray enables an optimum washing process
- Drainage of cleaning agent by means of holes in the bottom
- Material/recycling identification mark


































## VACUUM-FORMED STANDARD INSERTS

Number of compartments	Basic dimensions of insert L x W x H mm							
	120 x 80 x 24	153 x 107 x 30	170 x 130 x 37	185 x B x H	240 x 170 x 42	261 x 236 x 20	270 x 185 x H	292 x 175 x 16
1 - 5	 TE 4 K12	 TE 2 K9  TE 4 K9		 2448788 B:108 H:29		 TE 4 W  TE 5 W		
6 - 9	 TE 6 K12	 TE 6 K9	 TE 6 K5  TE 9 K5	 2448390 B:108 H:10  TE 9 K1	 TE 6 K1  TE 9 K1	 TE 6 W	 TE 6 K4 H:76  TE 6 K2 H:93  TE 9 K4 H:76  TE 9 K2 H:93	
10 - 19	 TE 12 K12		 2448789 B:108 H:29  2448391 B:108 H:10  TE 12 K1	 TE 12 K1	 TE 16 W  TE 16 AW  TE 18 W			
20 - 29			 2448392 B:108 H:10  2448790 B:108 H:29  2448791 B:108 H:29		 TE 24 W		 V24 Bond	
30 - 39					 TE 36 W		 V36 Bracket	
40 - 49					 TE 42 W			
50 - 59					 TE 56 W			
	Page 45	Page 46	Page 47	Pages 22 + 23	Page 48	Page 70	Page 50	

Number of compartments	Basic dimensions of insert L x W x H mm							
	295 x 166 x H	295 x 175 x H	335 x 240 x 71	340 x 250 x H		356 x 211 x H	375 x 265 x 80	442 x 282 x 32
1 - 5		 2423199	 TE 4 K6	 TE 3 S H:40	 TE 4-60 H:60			
6 - 8	 2448796 H:39	 2500101 H:42	 TE 8 K6	 TE 6 S H:40	 TE 9 S H:40		 TE 6 K11	
9 - 19	 2448792 H:21	 2500102 H:42		 TE 8-4 H:22	 TE 9 S H:40		 TE 9 K11	
	 2448797 H:39	 2500109 H:20		 TE 12-4 H:22	 TE 16-4 H:22		 TE 12 K11	
	 2448798 H:39	 2500103 H:42		 TE 12 S H:40	 TE 16 S H:40			
				 TE 22 S H:40	 TE 22 AS H:40			
20 - 29		 2500111 H:20		 TE 24 K H:53	 TE 25-4 H:22			
		 2500104 H:42			 TE 25 S H:40			
30 - 39	 2448793 H:21	 2500113 H:20		 TE 30-4 H:22	 TE 30 S H:40			
		 2500106 H:42						
		 2500107 H:42						
40 - 49				 TE 42-4 H:22	 TE 45-4 H:22		 V10-15	
50 - 59	 2448794 H:21	 2500110 H:20				 V10-13/9 H:11		
	 2448795 H:21	 2500108 H:42				 V10-16/9 H:14		
70 - 89		 2500112 H:20		 TE 81-4 H:22		 V10-12/9 H:11		
	Pages 28 + 29	Pages 34 + 35	Page 52	Pages 72 - 76			Page 55	




























Number of compartments	Basic dimensions of insert L x W x H mm						
	120x80x40	170x130x37	185x108xH	240 x 170 x 42	261 x 236 x 20	270 x 185 x H	295 x 166 x H
4	 TE 4 K12-6-10		 2448802 H:29		 TE 4 W-6-10		
5 - 10	 TE 6 K12-6-10	 TE 6 K5-6-10	 2448799 H:10	 TE 6 K1-6-10	 TE 5 W-6-10  TE 6 W-6-10	 TE 6 K4-6-10	 2448810 H:39
11 - 17			 2448803 H:29  2448800 H:10  2448804 H:29	 TE 12 K1-6-10	 TE 16 W-6-10  TE 16 AW-6-10		 2448806 H:21  2448811 H:39  2448812 H:39
18 - 35			 2448805 H:29  2448801 H:10		 TE 18 W-6-10  TE 24 W-6-10		 2448807 H:21
36					 TE 36 W-6-10	292 x 175 x 16	
42					 TE 42 W-6-10		 2448808 H:21
54						 2500114	
56					 TE 56 W-6-10		 2448809 H:21
72/81						 2500115	 2448809 H:21
	Page 96	Page 96	Page 94	Page 96	Page 86	Pages 95 + 96	Page 94



# VACUUM-FORMED STANDARD INSERTS

# 10

Number of compartments	Basic dimensions of insert L x W x H mm					
	335 x 240 x 71	340 x 250 x 22	340 x 250 x 40	340 x 250 x 53	340 x 250 x 62	375 x 265 x 80
3			 TE 3 S-6-10			
4	 TE 4 K6-6-10				 TE 4-60-6-10	
6			 TE 6 S-6-10		 TE 6-60-6-10	 TE 6 K11-6-10
8	 TE 8 K6-6-10	 TE 8-4-6-10				
12		 TE 12-4-6-10	 TE 12 S-6-10	 TE 12 K-6-10		 TE 12 K11-6-10
16		 TE 16-4-6-10	 TE 16 S-6-10			
22		 TE 22 S-6-10	 TE 22 AS-6-10			
24				 TE 24 K-6-10		
25		 TE 25-4-6-10	 TE 25 S-6-10			
30		 TE 30-4-6-10	 TE 30 S-6-10			
45		 TE 45-4-6-10				
72/81		 TE 81-4-6-10				
	Page 96	Page 87	Page 88	Page 96	Page 89	Page 96

# Licefa



## DISCOVER NOW OUR HISTORIC COMPANY MILESTONES.

[www.licefa.de/en/company/history/](http://www.licefa.de/en/company/history/)



**115**  
YEARS  
SINCE 1907

Licefa GmbH & Co. KG

Lemgoer Straße 11  
D-32108 Bad Salzufen

Fon +49 (0) 52 22 . 28 04-0  
Fax +49 (0) 52 22 . 28 04-35

E-Mail [info@licefa.de](mailto:info@licefa.de)  
Internet [www.licefa.de](http://www.licefa.de)

